

La Mesa Police Department

Operations Report

July – September 2007



Alan Lanning

Chief of Police

Law Enforcement Operations and Statistics

Part 1 Crimes and Patrol Statistics

For the third consecutive quarter the number of Part 1 Crimes in the City declined, in both a quarter to quarter basis and compared to 2006. As of September 30th the overall crime rate has declined by 8%. Most of the decline in the crime rate is due to a drop in Property Crimes, with an overall decrease of 9%. Each of the major property crime categories has declined, led by a 15% decline in burglaries. Auto thefts dropped by 11% and thefts by 6%.

The number of Violent Crimes has still increased compared to the same time frame in 2006. The rate of increase continues to slow however and is now at 2%, a total of three cases, compared to an 11% increase at the end of the first quarter and a 7% increase at mid-year. As in the previous quarters, the majority of the increase is due to robberies, which have increased by 14% compared to the end of the third quarter of 2006. As you can see in the attached "Part 1 Crimes and Patrol Statistics" report, the number of robberies spiked in the second quarter of the year but in the third quarter fell back to a number comparable to the third quarter of 2006.

These trends are similar to those reported in SANDAG's mid-year regional crime report. As in La Mesa, robbery continues to be the one serious crime category with continued increases since 2002. As I reported to the City Council in October, the San Diego County Chiefs' & Sheriff's Association has agreed to make robbery the focus of a regional effort to determine the cause of this continued increase and seek to implement steps to reduce the number of robberies as much as possible.

We have seen some change in our robbery statistics over the past quarter. While we experienced a significant number of bank robberies during the first half of the year, largely due to the "Day Planner" series, we have had no bank robberies since early June through the end of the third quarter. The vast majority of the robberies committed in the third quarter have been either street robberies or commercial robberies, accounting for 28 of the 30 cases.

The information found on the "Quarterly Patrol Statistics" page in the attachments is taken from the patrol officers' logs. We continue to see positive indicators in these statistics that are consistent with the overall decline in the rate of crime this year. Overall, we have had a net increase of nearly 5% in hours worked. Officer initiated activity has increased by 14%, including a 36% increase in the number of field interviews and a 13% increase in traffic enforcement activities.

The Patrol Division staff has continued to work at addressing specific crime issues through periodic special enforcement operations. During the past quarter one of the Sergeants and two of the Officers, working in plain clothes, spent two full days (72 staff-hours) working on crime issues in and around the trolley stations, Grossmont Center, several City parks, and El Cajon Boulevard. This was the first opportunity

the Officers had to work in a plain clothes capacity and provided excellent experience for them in addition to producing good results. Over the course of the two days they conducted approximately twenty-five field interviews and other contacts, for activities including violations of MTS regulations, probation searches, warrant arrests, and traffic violations.

In August Patrol Division staff and SED Team members conducted four days of enforcement operations aimed at unlawful camping and other transient related violations. As a result, seventeen citations were issued, two stolen vehicles were recovered, and arrests were made for auto theft, a felony warrant, and a sex registrant who had failed to register.

The publication of SANDAG's mid-year regional crime report in October provides an opportunity to look at longer term crime trends, which are of some concern for the City. Comparing the nine incorporated cities in San Diego County that have their own police departments, in 2003 La Mesa ranked sixth for overall crime rate (first being the city with the lowest crime rate) and third and sixth for violent crime and property crime, respectively. By 2006 La Mesa was ranked ninth for overall crime rate and property crime but remained third in violent crime. With improved staffing and the addition of the SED Team in 2007 we have made some gains, to eighth overall and for property crime but sixth in violent crime, again due to the increased number of robberies we had experienced.

As we have discussed before, I believe there are a number of factors driving these trends. These include increased transportation access to our area as well as the spread of gang-related activities into La Mesa due to displacement from San Diego and the South Bay, and an increase in the number of parolees in and around the La Mesa area. Our declining crime rates in 2007, coupled with improved staffing levels and the addition of the SED Team, indicate that we have some ability to impact crime in the City by applying police resources.

Gang Issues and Enforcement

As of September 30, 2007 the number of documented gang members using a La Mesa address or living in La Mesa remained at 93. As reported in the mid-year Operations Report, this represents an increase of nearly 6% from the first quarter of the year.

The Department continues to have a Detective assigned to the East County Regional Gang Task Force on a full time basis. During the past quarter task force personnel assisted our Department by attending the August 2nd "Thursday Night Car Show", looking for and monitoring known or possible gang members. Task force personnel also assisted with an assault investigation that originated on September 2nd. In that investigation one suspect has been arrested and the prosecution is being handled by the District Attorney's Gang Prosecution Unit, under the provisions of California's Street Terrorism Enforcement and Prevention Act.

Special Enforcement Detail

The Department's Special Enforcement Detail has now been in operation for nine months and all four of the authorized positions have been filled.

During the past quarter SED officers have worked a variety of operations and range of crime issues. The increase in activities summarized in the table below reflect the addition of the final officer authorized for the team. Of particular note is the increase in the number of citations issued by SED officers. This increase is due largely to citations written for violations of MTS regulations while the officers were doing focused patrols at the trolley stations and on the trolley, in an effort to identify and/or deter suspects using the trolley.

In August and September the officers spent a total of 110 hours in surveillance operations, targeting locations and time frames prone to vehicle burglaries and auto thefts. The locations and time frames were identified by the Department's Crime Analyst, based on our most recent crime trends. The surveillance operations resulted in 14 arrests for various charges, with all 14 of the arrestees having prior arrest records involving burglary and/or auto theft charges. These surveillance operations and subsequent arrests are very likely a contributing factor to the reductions we have seen in both of these crime categories.

A summary of the SED Team's activity is provided here:

Activity	1st Qtr.	2nd Qtr.	3rd Qtr.	Total
Felony Arrests	15	19	21	55
Misdemeanor Arrests	14	13	20	47
Field Interviews	120	156	210	486
Citations	10	9	87	106
Vehicle Impounds	2	5	9	16
4 th Waiver Searches	42	86	92	220
Parole Searches	9	74	28	111

Domestic Violence

Attached to your report is a summary of reported Domestic Violence cases for the past three years. In the last Quarterly Operations Report I had noted an increase of 6% in the number of Domestic Violence cases compared to 2006. At the end of the third quarter of the year the number of cases had returned to 2006 levels, with only one more case reported year-to-date compared to last year.

During the past quarter Department staff reviewed our current procedures in responding to Domestic Violence cases. Procedures we have adopted over the past several years, for direct referrals of Domestic Violence victims and the use of the Domestic Violence Response Team, will be incorporated into our written policies.

Additionally, we periodically present refresher training to officers on Domestic Violence, as part of our lineup training program, and have started a new round of that training during the past quarter.

Parolees

Attached to your report are three charts showing the parolee population in La Mesa as of September 30th and the types of offenses involved. While the population remains high compared to historic numbers, the total number declined in the last quarter, from 177 to 147.

Registered Sex Offenders

As of September 30, 2007 the number of registered sex offenders living in La Mesa was 75, up from 74 the previous quarter. During this past quarter the Department of Corrections and Rehabilitation (CDCR) began notifying affected registered sex offenders currently on parole of their requirement to move if they lived within a protected zone, as established in "Jessica's Law." None of the registered sex offenders in La Mesa were found to be in violation of the residence criteria, as determined by CDCR.

DUI Prevention and Enforcement

During the third quarter of the year the Department's Traffic Unit was very active in conducting special operations geared toward DUI prevention and enforcement. These activities have been grant funded and in some cases done in conjunction with other law enforcement agencies.

In July the Traffic Unit conducted two operations, both funded by the regional "Avoid the 14" anti-DUI grant program. The first operation was a combined check point and saturation patrol detail, involving four members of our Department and four Probation Officers. One DUI arrest was made, along with three arrests for probation violations. The second operation was in support of the San Diego County Sheriff's Department at the annual Imperial Beach Sandcastle Days street fair. Three La Mesa PD officers were part of a contingent of allied agency officers who worked at the event, focusing on alcohol related violations.

In August a DUI checkpoint operation was conducted using "mini-grant" funding from the State Office of Traffic Safety. In addition to eight La Mesa personnel, officers from Chula Vista PD, El Cajon PD, UCSD PD, and the County Probation Department participated. Five DUI arrests were made during the operation. Later in the month a saturation patrol operation was conducted, funded by the "Avoid the 14" grant, which resulted in one DUI arrest. At the end of the month "Avoid the 14" grant funds were used to assist SDSU PD in an alcohol enforcement/anti-DUI operation, timed to coincide with the start of the new school year at SDSU. The August operations were part of a coordinated national effort to focus attention on the

problem of DUI. These efforts were coordinated by the U.S. Department of Transportation as the “Drunk Driving, Over the Limit, Under Arrest” campaign.

In September another combined check point and saturation patrol detail was conducted, supported by “Avoid the 14” grant funds and including County Probation Officers. This resulted in five arrests for probation violations. A follow up alcohol enforcement/anti-DUI operation was conducted at SDSU in September, funded by the “Avoid the 14” grant, and finally, a DUI Warrant arrest operation was conducted at the end of September, funded by the “Avoid the 14” grant, resulting in 13 arrests.

September 30, 2007 marked the end of the 2006-2007 “Avoid the 14” grant program. The Department spent \$14,490 of the \$15,000 allotted us under the grant, or 96.6%. The DUI prevention and enforcement efforts in August were supported in part by a “mini grant” from the Office of Traffic Safety, for the “Drunk Driving, Over the Limit, Under Arrest” campaign. The Department spent \$2,915 of the \$3,502 allotted, or 83.2%.

In the third quarter of the year officers made a total of 51 DUI arrests. Of the 104 traffic collisions reported during the quarter, 12 were found to be DUI-related. A summary of the DUI arrest and collision totals will be provided in the year-end Quarterly Operations Report.

Traffic Collisions and Citations

During this quarter four locations were identified as the most common collision locations in the City. All four were similar in the number of collisions and in the fact that no single causative factor dominated at any one of the four.

Location	Number	Cause(s)
Grossmont Center Dr. @ Murray Drive	4	Right of Way (1) Unsafe Speed (1) Improper Turn (1) Alcohol Related (1)
Baltimore Drive @ Fletcher Parkway	3	Right of Way (1) Unsafe Speed (1) Improper Turn (1)
El Cajon Blvd. @ Parks Ave.	3	Sign/Signal Violation (2) Unsafe Lane Change (1)
Lowell Dr. @ University Ave.	3	Alcohol Related (2) Sign/Signal Violation (1)

The Traffic Unit received 27 complaints concerning local traffic issues or problems during this quarter. Traffic Officers worked on each of the complaints and had contact with 23 of the 27 complainants. The most common complaint (10) had to do with unsafe speeds, followed by complaints related to traffic congestion around area

schools at drop-off and pick-up times (6). The other most common violations dealt with stop sign violations (4) and parking (4).

The traffic collision and citation activity for the first three quarters is summarized below and compared with the same time frame for 2006.

Violation	Jan – Sep 2007		Jan – Sep 2006	
	Citations	Collisions	Citations	Collisions
Right of Way	33	14	49	24
Speeding	656	29	685	48
Following Too Close	1	2	1	2
Violation of Sign/Signal	689	16	356	22
Unsafe Backing/Start	3	8	4	15
Improper Turn	88	59	60	54
Wrong Side of Road	47	3	36	4
Unsafe Lane Change	18	13	10	4
Passing Violation	47	0	38	1
Pedestrian Right of Way	4	3	6	4
Pedestrian Violation	94	2	48	3
Alcohol Related	28	22	12	46
Other Hazardous	16	48	38	59
License/Registration	510	0	393	0
Equipment	1,126	0	809	0
Littering	13	0	12	0
Other Non-Hazardous	662	0	286	0
Total	4,035	219	2,843	286

ABC Enforcement Grant

In May 2007 the Alcoholic Beverage Control Grants Assistance Program awarded the City of La Mesa a grant of \$37,720 for the grant period of July 1, 2007 through June 30, 2008. The purpose of the grant is to fund efforts to:

- Educate owners and employees of La Mesa alcoholic beverage sales/service establishments (124 total) about compliance with ABC regulations through notices and inspections
- Train Department personnel regarding the enforcement of ABC laws
- Purchase equipment that will enhance investigations of alcoholic beverage sales/service establishments
- Conduct undercover operations specifically targeting underage drinking and the selling/furnishing of alcohol to minors

Activity during the first quarter included:

- Sending letters to all 124 alcoholic beverage sales/service establishments to educate them regarding the grant and their responsibilities for compliance
- Issuing a press release notifying the public about the grant
- Inspection of 63 alcoholic beverage sales/service establishments (27% were found to be in compliance with all ABC regulations, follow-up inspections will be conducted at a later time)
- Publishing 2 training bulletins for line-up training to all four patrol squads
- Ongoing meetings with D.A.'s Office regarding the feasibility of involvement in the Serial Inebriate Program
- 2 members of the Department attending a 3-day ABC training conference
- Purchasing the following grant-funded equipment: Digital camera, wireless DVD recorder, wireless monitor, two phones and monthly service

Community Resources Unit Activities and Information

RSVP and Storefront Activities

Activity	1st Qtr	2nd Qtr	3rd Qtr	YTD
Patrol Hours	3749	3508	3433	10,690
Vacation Home Checks	107	280	291	678
“You Are Not Alone” home visits	99	100	76	275
Vehicles marked for 72 hour parking	409	373	581	1,363
Vehicles towed for 72 hour violation	20	27	21	68
Parking Citations	445	335	363	1,143
Net Storefront Revenue	\$18,588	\$15,988	\$17,427	\$52,003
Current RSVP Staff	58	56	56	

School Resource Officers

Officer O’Deane – Helix High SRO: During the first part of the 3rd quarter Off. O’Deane continued as the interim School Resource Officer.

In August Off. O’Deane met with the school’s security staff regarding new school policies that would be implemented with the beginning of the school year. Since the start of school Off. O’Deane has given several presentations to staff and students. He spoke regarding school safety and crime prevention issues to more than 40 students. He gave another presentation to approximately 30 new students on the role of the School Resource Officer. He was trained on the use of the school’s new CCTV system and authored a training bulletin on the subject. He trained the Campus Security Staff on bomb identification. He also gave a presentation to new teachers to educate them on his role within the school.

Off. O'Deane assisted school security staff with security operations for after-school athletic events. He also was a member of the school's uniform committee. He attended all department-scheduled training during the quarter. He also participated in several meetings with students, parents, and school staff during the quarter.

Officer Hinton – La Mesa-Spring Valley School District SRO: Officer Hinton gave eight presentations during the 3rd quarter of 2007. He gave one presentation on "Child Safety" at Maryland Avenue Elementary School and one presentation on "Safety" to the Kindergarten class at Rolando Elementary School. He also gave two presentations on "What Police Do" at Rolando Elementary School and assisted with the Bicycle Rodeo at Lemon Avenue School.

Officer Hinton participated in several meetings with students, parents, and school staff during the quarter. He continues to be very active with all of the schools he is responsible for and has worked closely with both Crime Prevention Specialists on school-related issues.

He attended all department-scheduled training during the quarter and assisted with Defensive Tactics instruction in July 2007, in his collateral assignment as one of the Department's Defensive Tactics Instructors. He assisted the Helix High School SRO with security operations at their home football games.

Crime Prevention Specialists

During this quarter the Crime Prevention Specialists held six Neighborhood Watch meetings and conducted six commercial security inspections. They also made several presentations during the quarter. Some of those presentations included a station tour for German/Austrian students visiting the United States as guests of the La Mesa Lions Club. Mike Gleason gave a presentation to a small group of mentally challenged citizens on the proper use of the 9-1-1 system.

CPS Gleason coordinated our participation in "National Night Out Against Crime", held on August 7th. The event was well attended by City staff and eleven locations throughout the City hosted National Night Out events.

During this quarter CPS Marla Kingkade completed another KIDZ Watch Academy, with a graduation ceremony held on August 27, 2007. During this quarter CPS Kingkade turned in her resignation with an effective date of October 18, 2007, to accept a full time position as a management consultant to San Diego County's Psychiatric Emergency Response Teams (PERT). Recruiting and testing has been held to fill her position. She will continue her work with the Department as a Juvenile Diversion Officer, as a contract employee of Harmonium, Inc.

CPS Mike Gleason has adjusted the number of sites he is monitoring for graffiti activity from ten sites to five sites throughout the City. He has continued to maintain regular contact with members of the Rosebud Managers' Association and hosts a

monthly luncheon meeting for the group at the Police Department. Mike continues to be involved in Neighborhood Watch meetings throughout the City even though he is only working limited hours due to Social Security restrictions.

In May Department staff met with the City Manager and Asst. City Manager to discuss current Crime Prevention programs and strategies, how to enhance those, and what new strategies might be adopted to improve crime prevention services. The results of the meeting are reported in the attached July 2nd memo to the City Manager. The Police Department is continuing work on the implementation of the items outlined in the memo, as described in the following update.

Produce and mail crime prevention DVD to targeted audiences

- An RFP has been published and some potential outside source funding for the project has been identified.

Develop and implement web site based crime prevention information **(Complete)**

- Crime update and prevention information has been incorporated into the new website.

Develop and implement web site based “crime alerts” **(Complete)**

- A “Crime Alert” feature is part of the home page of the new web site. The crime alert tab has two buttons, green and red. A green button signifies existing published content, while a flashing red button indicates that there is urgent new information available.

Outreach by City leaders to community groups

- Presentation outlines are currently under development by the Police Department.

Crime prevention message on City vehicles

- No work has been started on this project.

Crime prevention training for selected City staff

- Pending hiring of the new Crime Prevention Specialist.

Police Department Citizens’ Academy

- Pending hiring of the new Crime Prevention Specialist. A course outline has been developed.

Hire a full-time Crime Prevention Specialist

- Anticipated before year-end.

New Neighborhood Watch signs

- Preliminary work has been done on this project but no time line has been developed.

Use of residential and commercial security inspection letters **(Complete)**

- New letters have been developed and are in use.

Revitalize Neighborhood Watch Program

- Pending hiring of the new Crime Prevention Specialist.

Attachments:

3rd Quarter Part 1 Crimes & Patrol Statistics Report

Domestic Violence Statistics

Resident Parolees Quarterly Report

Specific Area Crime Statistic Reports

Trolley Stations

La Mesa Village

Grossmont Center

Grossmont Hospital

SANDAG "Crime in the San Diego Region Mid-Year 2007 Statistics"

La Mesa Police Department
3rd Quarter 2007, Part I Crimes
and Patrol Statistics

CITY OF LA MESA
A. E. Lanning, Chief of Police



Prepared by: Crime Analysis

October 10, 2007

La Mesa Police - 3rd Quarter Crime Statistics - 2007

ARJIS DATA		2006			2007			Year to Date Change		
		1st Qtr.	2nd Qtr	3rd Qtr	1st Qtr.	2nd Qtr	3rd Qtr	THIS YTD	LAST YTD	YTD % Change
VIOLENT CRIMES:	Homicide	0	1	1	0	0	0	0	2	-100%
	CLEARED	1	0	1	0	0	0	0	2	-100%
	Rape	0	3	1	0	2	3	5	4	25%
	CLEARED	0	3	0	1	2	0	3	3	0%
	Robbery	27	28	31	27	41	30	98	86	14%
	CLEARED	7	8	11	12	23	15	50	26	92%
	Aggravated Assault	27	39	28	33	31	22	86	94	-9%
	CLEARED	18	29	19	27	29	17	73	66	11%
PROPERTY CRIMES:	Res. Burglary	56	47	55	59	46	41	146	158	-8%
	Comm. Burglary	62	57	78	58	53	43	154	197	-22%
	Burglary Total:	118	104	133	117	99	84	300	355	-15%
	CLEARED	8	13	25	14	15	13	42	46	-9%
	Theft> \$400	129	117	103	120	133	106	359	349	3%
	Car Prowls	206	179	184	184	171	150	505	569	-11%
	Theft \$400 or less	245	228	229	206	213	211	630	702	-10%
	Theft Total:	374	345	332	326	346	317	989	1051	-6%
	CLEARED	59	52	52	64	75	69	208	163	28%
	Auto Theft	143	136	136	147	117	107	371	415	-11%
	CLEARED	14	9	16	15	10	9	34	39	-13%
	TOTAL VIOLENT:	54	71	61	60	74	55	189	186	2%
CLEARED	48%	56%	51%	67%	73%	58%	67%	52%	*42%	
TOTAL PROPERTY:	635	585	601	590	562	508	1660	1821	-9%	
CLEARED	13%	13%	15%	16%	18%	18%	17%	14%	*17%	
FBI INDEX:	689	656	662	650	636	563	1849	2007	-8%	
CLEARED	16%	17%	19%	20%	24%	22%	22%	17%	*24%	
VIOLENT RATE	PER 1,000 POP.						4.5/K	4.5/K		
PROPERTY RATE	PER 1,000 POP.						39.3/K	43.6/K		
INDEX RATE	PER 1,000 POP.						43.8/K	48.0/K		

*Percentage change by number of crimes cleared

3rd QUARTER CRIME STATISTICS - Robbery & Theft Breakdown



	2006			2007			Year to Date Change		
	1st Qtr	2nd Qtr	3rd Qtr	1st Qtr	2nd Qtr	3rd Qtr	THIS YEAR	LAST YEAR	YTD % Change
Robbery									
Street/Highway	8	12	14	11	14	18	43	34	26%
Commercial	8	6	10	8	9	10	27	24	13%
Gas or Service Station	4	1	2	0	1	0	1	7	-86%
Chain Store	4	4	1	0	5	1	6	9	-33%
Residential	3	2	0	1	5	0	6	4	50%
Bank	0	0	2	4	4	0	8	2	300%
** Miscellaneous	0	3	3	3	3	1	7	6	17%
TOTAL	27	28	31	27	41	30	98	86	14%
51% solved	7	8	11	12	23	15	50	26	92%
Theft									
Pocket-Picking	1	1	0	1	1	1	3	2	50%
Purse Snatching	1	1	1	1	3	2	6	3	100%
Shoplifting	57	55	56	59	67	83	209	168	24%
From Motor Vehicles	141	140	144	153	135	113	401	425	-6%
Motor Vehicle Parts & Acc.	65	39	39	31	36	37	104	143	-27%
Bicycles	9	5	5	6	2	6	14	19	-26%
From Buildings	61	64	39	41	44	32	117	164	-29%
From Coin Operated Machines	0	3	2	2	4	2	8	5	60%
All Others	39	37	46	32	54	41	127	122	4%
TOTAL	374	345	332	326	346	317	989	1051	-6%
21% solved	59	52	58	64	75	69	208	163	28%

N/C = Not Calculable

Focus Car Crimes

La Mesa Police - Patrol Statistics 3rd Qtr. - 2007

(Source: Officer's Daily Report- Patrol Logs)

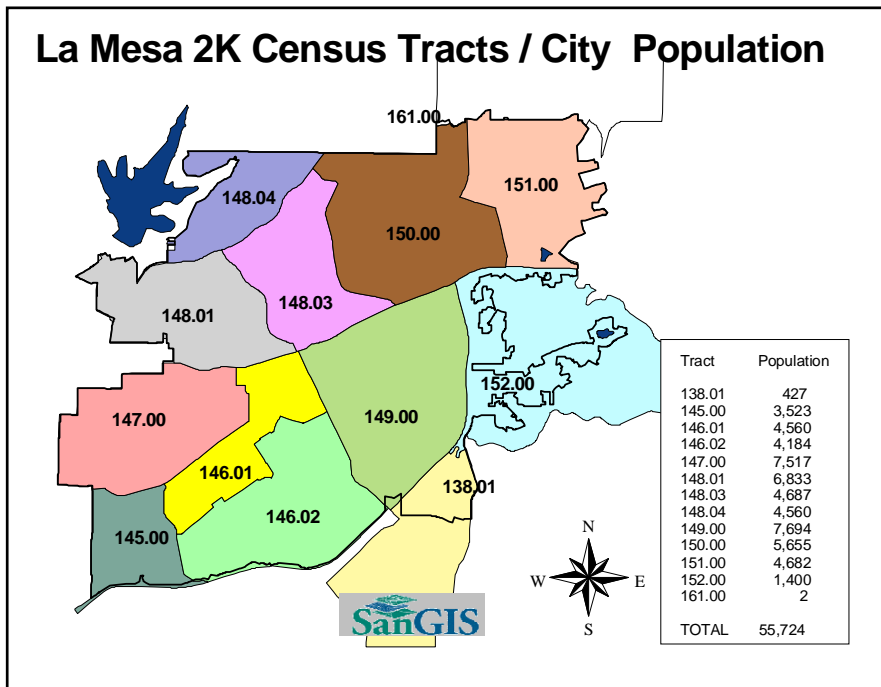
		2006			2007			Year to Date Change		
		1st Qtr	2nd Qtr	3rd Qtr.	1st Qtr	2nd Qtr	3rd Qtr.	THIS YEAR	LAST YEAR	YTD % Change
Origin:	Primary	5,311	5,663	5,652	4,997	5,370	5,579	15,946	16,626	-4%
	Cover	3,333	3,738	3,713	3,968	4,047	4,088	12,103	10,784	12%
	Officer Initiated	5,729	5,555	5,038	5,620	5,718	7,270	18,608	16,322	14%
Dispo:	Arrest	373	417	383	408	438	437	1,283	1,173	9%
	Report	1,538	1,463	1,500	1,704	1,465	1,271	4,440	4,501	-1%
	No Report	12,367	13,000	12,418	12,341	13,083	15,148	40,572	37,785	7%
Reports:	Part I	740	698	722	716	728	611	2,055	2,160	-5%
	Other	620	609	617	782	638	650	2,070	1,846	12%
	Follow-ups	150	159	87	117	76	68	261	396	-34%
Arrests:	Felony	137	153	151	174	194	169	537	441	22%
	Misdemeanor	163	201	144	202	241	223	666	508	31%
	Citizen	26	30	29	34	31	27	92	85	8%
	Warrant	77	73	66	65	65	86	216	216	0%
	Detentions	47	35	38	27	39	52	118	120	-2%
Traffic:	Hazardous Citations	965	1,247	920	972	1,178	985	3,135	3,132	0%
	Non-Hazardous Cite	398	533	299	328	297	505	1,130	1,230	-8%
	Parking Citations	351	378	330	866	996	1,359	3,221	1,059	204%
	Warnings	662	679	703	904	941	1,155	3,000	2,044	47%
	Accidents / PDO's	88	80	87	95	92	72	259	255	2%
	Impounds	316	285	312	290	324	260	874	913	-4%
Contacts:	Field Interviews	338	429	511	490	561	687	1,738	1,278	36%
	Citizen Contacts	644	805	902	486	661	991	2,138	2,351	-9%
	Security Checks	1,886	1,484	1,474	1,675	1,492	1,802	4,969	4,844	3%
Other:	Transports	363	350	289	406	394	373	1,173	1,002	17%
	Community Project Time/mins.	1,055	763	790	1,367	970	850	3,187	2,608	22%
Regular Hours		12,290	12,608	13,878	13,991	13,546	13,588	41,124	38,775	6%
Overtime Hours		1,521	1,405	1,050	1,198	1,218	1,247	3,663	3,977	-8%
Non Directed Time		34.3%	32.0%	37.0%	37.8%	35.5%	37.6%	37.0%	37.1%	0%

Crime Rates By Census Tracts

January 01, 2007 through September 30, 2007

Violent Crimes	Murder Rape Robbery Aggravated Assault
Census Tract	Crimes Per Thousand Population
146.01	7.02
150.00	6.84
148.01	4.49
145.00	4.16
151.00	3.99
147.00	3.55
149.00	2.77
148.04	2.63
148.03	2.56
146.02	1.59
152.00	0.95
138.01	0.00
161.00	0.00
City Wide Average	4.5

Property Crimes	Burglary Larceny Motor Vehicle Theft Arson
Census Tract	Crimes Per Thousand Population
150.00	91.72
148.03	45.80
146.01	43.57
148.01	34.73
151.00	28.19
149.00	28.07
146.02	25.18
152.00	23.81
145.00	20.44
148.04	19.30
147.00	16.67
138.01	0.00
161.00	0.00
City Wide Average	39.3



2007 Citywide Population:
56,250

Domestic Violence Statistics

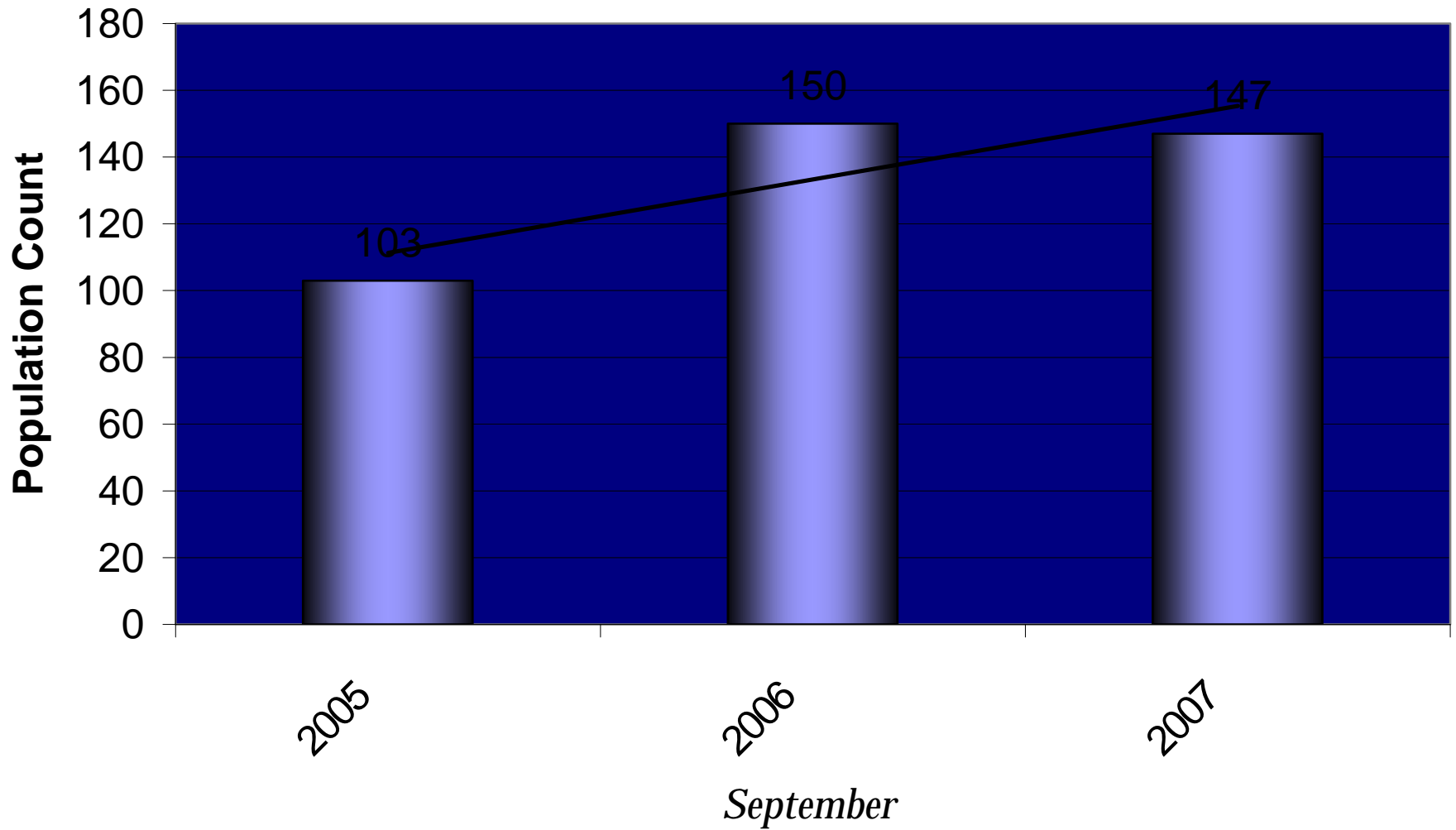
Penal Code Section 13700(a) defines "Abuse", with respect to Domestic Violence, as "Intentionally or recklessly causing or attempting to cause bodily injury, or placing another person in reasonable apprehension of imminent serious bodily injury to himself or herself, or another."

Penal Code Section 13700(b) defines "Domestic Violence" as "Abuse committed against an adult or fully emancipated minor who is a spouse, former spouse, cohabitant, former cohabitant, or person with whom the suspect has had a child or is having or has had a dating or engagement relationship. For purposes of this subdivision, "cohabitant means two unrelated adult persons living together or a substantial period of time, resulting in some permanency of relationship. Factors that may determine whether persons are cohabiting include, but are not limited to, (1) sexual relations between the parties while sharing the same living quarters, (2) sharing of income or expenses, (3) joint use or ownership of property, (4) whether the parties hold themselves out as husband and wife, (5) the continuity of the relationship, and (6) the length of the relationship."

Mo./Yr.	YTD	Guns	Knives	Other	Hands	No Weapon	Total
10-04	309	0	0	5	29	2	36
11-04	345	1	1	5	25	4	36
12-04	365	0	0	3	14	3	20
01-05	31	0	0	4	25	2	31
02-05	51	0	1	2	17	0	20
03-05	87	0	2	4	25	4	36
04-05	120	1	0	6	23	3	33
05-05	147	0	3	6	15	3	27
06-05	170	0	0	2	16	5	23
07-05	195	0	1	2	18	4	25
08-05	225	0	1	1	24	4	30
09-05	252	0	0	4	19	4	27
10-05	287	0	1	4	23	7	35
11-05	314	0	1	0	21	5	27
12-05	352	0	1	1	31	5	38
01-06	30	0	2	5	18	5	30
02-06	42	0	0	0	12	0	12
03-06	82	0	2	10	22	6	40
04-06	117	1	1	6	21	6	35
05-06	150	0	1	7	22	3	33
06-06	181	0	0	4	25	2	31
07-06	218	0	1	5	29	2	37
08-06	240	1	0	5	12	4	22
09-06	269	0	1	5	13	10	29

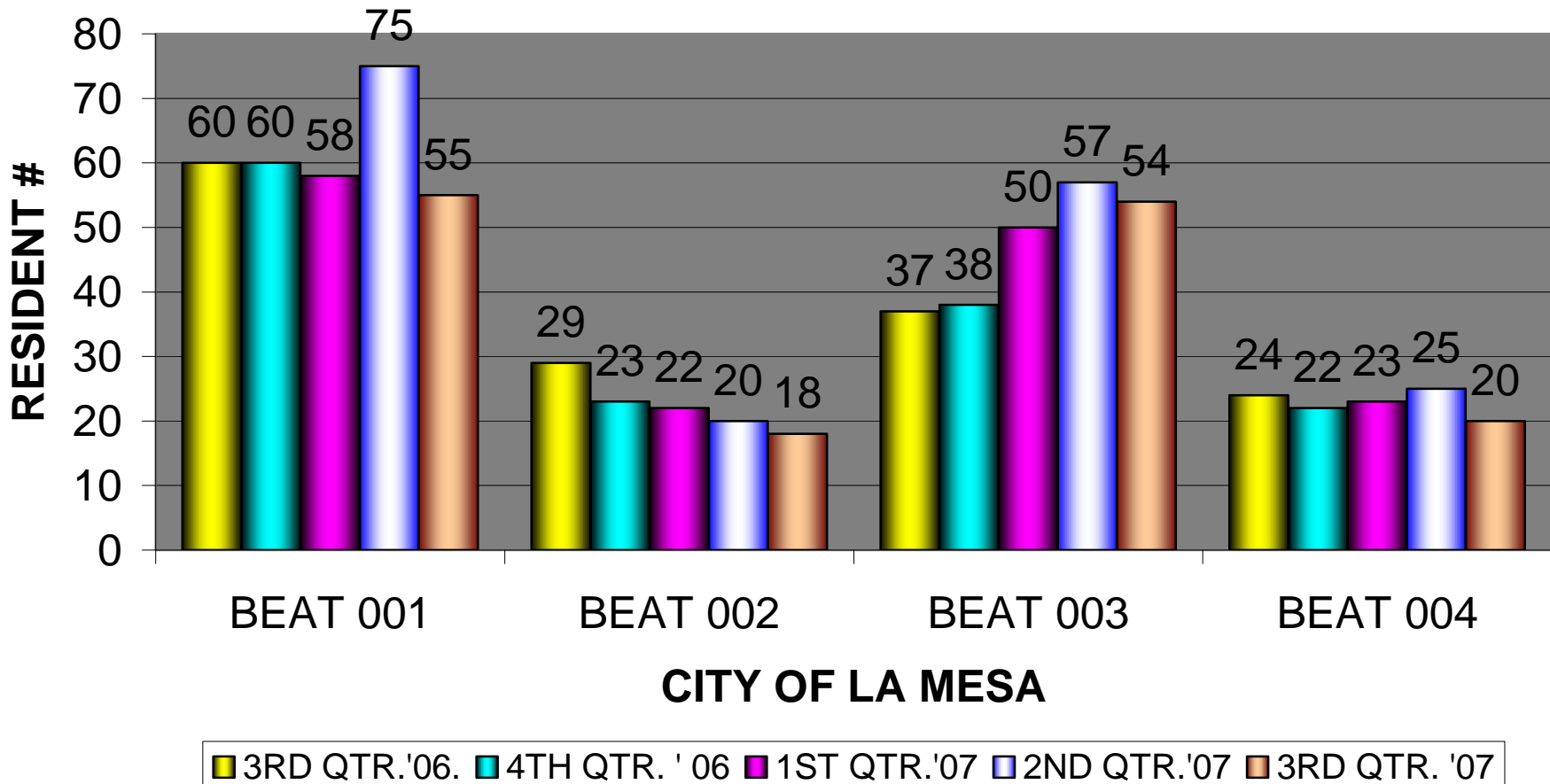
Offender Populations Rising and Leveling Off

3rd QTR. Parole Population Residing in La Mesa



Resident Parolee Quarterly Report
3rd Qtr. 2007

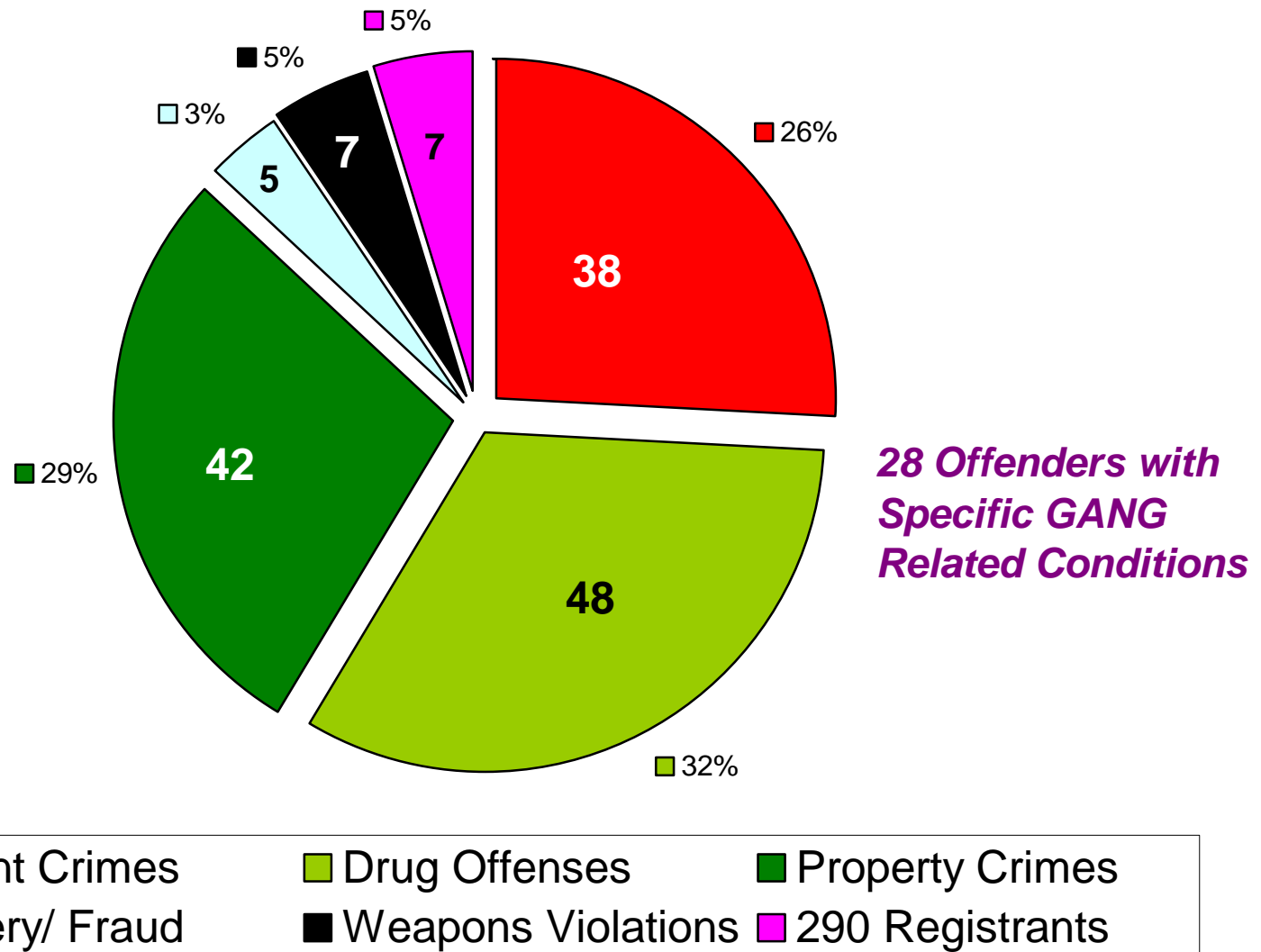
**PAROLEE POPULATION CHANGES
 By Beat**



DATA SOURCES: CALIF. DEPT. OF CORRECTIONS
 LEADS PROGRAM,
 FED. PROBATION, AND CAL YOUTH AUTHORITY

Parolees By Offense Type

Primary Conviction Offenses for 147 Paroled Offenders Living in La Mesa



Compiled by Crime Analysis
from Cal. Dept. of Corrections LEADS Data,
Federal Probation, and Cal. Youth Authority

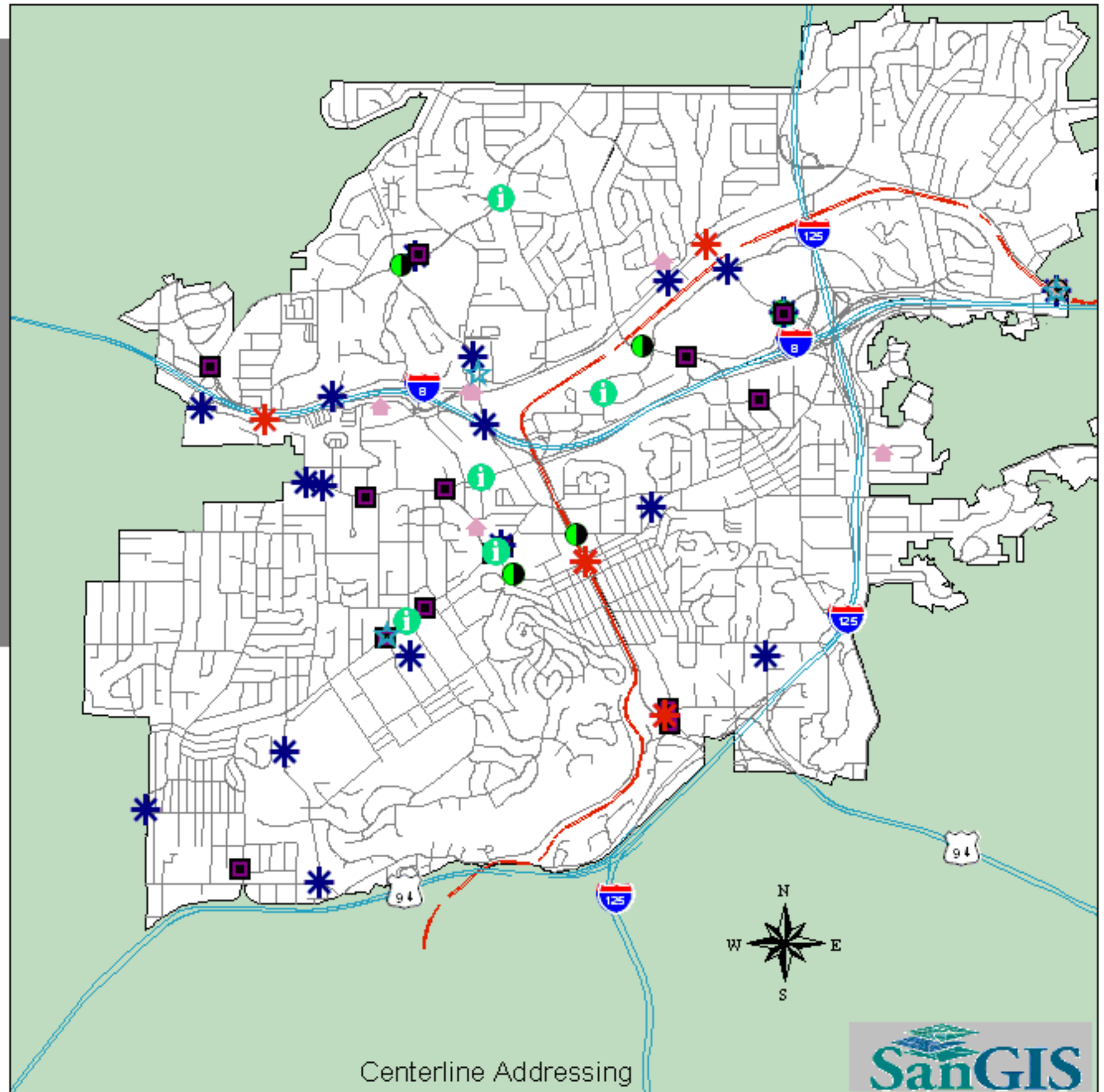
Includes 38 new offenders,
4 of which will be released in
September or October

3rd Quarter 2007
October 8, 2007

Type of Robbery

Type of Robbery

-  STREET (19)
-  COMMERCIAL (17)
-  BANK (8)
-  STREET / TROLLEY RELATED (6)
-  CARJACKS / DV / MISC. (6)
-  RESIDENTIAL (6)
-  CHAIN STORE (5)
-  GAS STATION (1)



**CITY OF
LA MESA**

JEWEL of the HILLS



Jan. thru Jun. 2007 Robberies

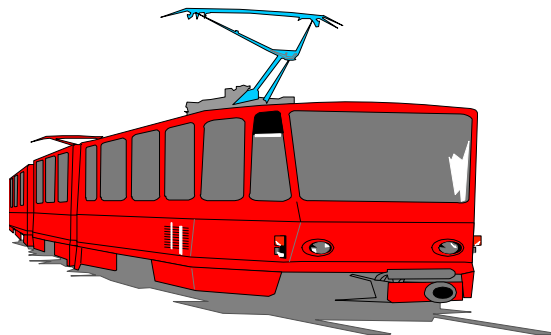
MTS Trolley Crime Report

September 2007

Part I Crimes		Jan - Sept 2007	Jan - Sept 2006	% Change
VIOLENT	Homicide	0	0	0%
	Rape	0	0	0%
	Robbery	9	3	200%
	Aggravated Assault by Vic. Cnt	0	0	0%
PROPERTY	Res. Burglary	N/A	N/A	N/A
	Comm. Burglary	0	0	0%
	Burglary Total:	0	0	0%
	Theft	7	4	75%
	Car Prowls (included in Theft Totals)	14	10	40%
	Theft Total:	21	14	50%
	Auto Theft	5	10	-50%
TOTAL VIOLENT:		9	3	200%
TOTAL PROPERTY:		26	24	8%
FBI INDEX:		35	27	30%

Location Addresses

7255 Alvarado Road
 9100 Amaya Ct
 8601 Fletcher Py
 8248 La Mesa Bl
 4250 Spring St.



La Mesa Trolley Locations

Part I Crimes Reported to La Mesa Police

From: January thru September 2006 / 2007

2006

Station Name	Homicide	Rape	Robbery	Aggravated Assault	Burglary	Larceny/ Theft	Vehicle Theft	Arson	Total	Location Address	Larceny / Car Prowl
Alvarado Road	0	0	0	0	0	2	0	0	2	7255 Alvarado Road	1
Amaya Ct.	0	0	0	0	0	1	2	0	3	9100 Amaya Ct	1
Grossmont Center	0	0	1	0	0	10	7	0	18	8601 Fletcher Py	8
La Mesa Blvd	0	0	1	0	0	0	0	0	1	8248 La Mesa Bl	0
Spring St	0	0	1	0	0	1	1	0	3	4250 Spring St.	0
TOTAL	0	0	3	0	0	14	10	0	27		10

2007

Station Name	Homicide	Rape	Robbery	Aggravated Assault	Burglary	Larceny/ Theft	Vehicle Theft	Arson	Total	Location Address	Larceny / Car Prowl
Alvarado Road	0	0	1	0	0	5	0	0	6	7255 Alvarado Road	5
Amaya Ct.	0	0	2	0	0	6	2	0	10	9100 Amaya Ct	5
Grossmont Center	0	0	1	0	0	4	1	0	6	8601 Fletcher Py	2
La Mesa Blvd	0	0	4	0	0	3	0	0	7	8248 La Mesa Bl	0
Spring St	0	0	1	0	0	3	2	0	6	4250 Spring St.	2
TOTAL	0	0	9	0	0	21	5	0	35		14

La Mesa Village Crime Report

September 2007

Part I Crimes		Jan - Sept. 2007	Jan - Sept. 2006	% Change
VIOLENT	Homicide	0	0	0%
	Rape	0	1	-100%
	Robbery	8	1	700%
	Aggravated Assault by Vic. Cnt	0	0	0%
PROPERTY	Res. Burglary	0	0	0%
	Comm. Burglary	6	12	-50%
	Burglary Total:	6	12	-50%
	Theft	22	10	120%
	Car Prowls (included in Thefts)	4	5	-20%
	Theft Total:	26	15	73%
	Auto Theft	1	2	-50%
TOTAL VIOLENT:		8	2	300%
TOTAL PROPERTY:		33	29	14%
FBI INDEX:		41	31	32%

Address Ranges

8000-8499 La Mesa Bl
 4600-4699 Acacia
 4675-4701 Date
 4674-4695 Nebo
 4661-4711 Spring
 4600-4799 Palm
 4700-4799 3rd
 4700-4799 4th



Grossmont Center Crime Report September 2007

Part I Crimes		Jan -Sept. 2007	Jan - Sept. 2006	% Change
VIOLENT	Homicide	0	0	0%
	Rape	0	0	0%
	Robbery	11	3	267%
	Aggravated Assault by Vic. Cnt	2	1	100%
PROPERTY	Res. Burglary (Not Applicable)	N/A	N/A	N/A
	Comm. Burglary	2	3	-33%
	Burglary Total:	2	3	-33%
	Theft	113	113	0%
	Car Prowls (included in Theft Totals)	37	27	37%
	Theft Total:	150	140	7%
Auto Theft		42	32	31%
TOTAL VIOLENT:		13	4	225%
TOTAL PROPERTY:		194	175	11%
FBI INDEX:		207	179	16%

Address

5500 Grossmont Center Dr.



Grossmont Hospital Crime Report September 2007

Part I Crimes		Jan - Sept. 2007	Jan - Sept. 2006	% Change
VIOLENT	Homicide	0	0	0%
	Rape	0	0	0%
	Robbery	0	0	0%
	Aggravated Assault by Vic. Cnt	0	0	0%
PROPERTY	Res. Burglary	0	0	0%
	Comm. Burglary	1	5	-80%
	Burglary Total:	1	5	-80%
	Theft	5	17	-71%
	Car Prowls (included in Theft Totals)	11	7	57%
	Theft Total:	16	24	-33%
	Auto Theft	6	8	-25%
TOTAL VIOLENT:		0	0	0%
TOTAL PROPERTY:		23	37	-38%
FBI INDEX:		23	37	-38%

Address

5555 Grossmont Center Dr.

