

La Mesa Police Department

Operations Report

April – June 2010



Alan Lanning

Chief of Police

Law Enforcement Operations and Statistics

Part 1 Crimes and Patrol Statistics

At the end of the second quarter of 2010 the City's overall Part 1 crime rate had increased by 28% compared to the same time frame for 2009. As in the first quarter of the year, this increase was due primarily to increases in the Property Crime categories of Burglary, Theft, and Auto Theft, all of which increased compared to 2009.

As the second quarter of the year began, the residential burglary rate was at a relatively normal level and continued at this level through April. The number of burglaries began to increase in May and again in June. At the end of the quarter the number of residential burglaries in 2010 had increased by 12% compared to 2009, with the activity level the same in both the first and second quarters.

As part of our efforts to address residential burglaries, the Department has been using follow-up forms to re-contact victims the week after reporting their burglary. These follow-up contacts are an effort to obtain missing serial numbers on stolen items, photographs of unique jewelry pieces, and any additional information. Local pawn shops are being contacted and are provided with descriptions of unique jewelry pieces stolen during burglaries. Fliers have been distributed for the last two quarters in neighborhoods where a residential burglary has occurred.

Detectives have weekly conference calls with their counterparts at San Diego PD, San Diego State University PD, and the Sheriff's Department to share pertinent burglary information that affects the City of La Mesa and the listed agencies. Detectives have responded to burglary scenes to assist Patrol Officers with evidence collection and scene documentation, and Patrol Officers are providing added patrol time in the areas most affected by the burglaries. In addition, a probation list has been developed and searches of probationers have been conducted in and around the neighborhoods experiencing a high frequency of burglaries. A special detail aimed at parolees is being planned for the third quarter of the year.

These efforts have helped to identify important physical evidence in a number of cases, which are currently undergoing lab analysis, as well produce arrests in several cases.

A more significant increase was seen in the number of commercial burglaries in the first half of the year, increasing by 128% compared to 2009. A portion of this increase, probably in the range of 15% - 20%, was due to increased efforts to address shoplifting thefts by several major retailers. The number of shoplift incidents, nearly all of which involve an arrest by store security personnel, increased 39% compared to 2009, representing 54 cases. As noted in last quarter's report, this activity contributes in part to the rate of commercial burglary.

In addition to the shoplift activity, two other factors were noted in our commercial burglary statistics. The first was a brief series of similar burglaries committed at a commercial storage facility over a short time period. The second is an ongoing series of overnight burglaries targeting fast food restaurants, affecting the East County. Both investigations remain open at this time.

As noted in the last Quarterly Operations Report, there was a significant increase in the number of vehicle burglaries committed in the first quarter of the year. While the number of cases at mid-year is still 15% above 2009, the number of cases declined in the second quarter of the year to the same approximate rate as seen in 2009, falling by 16% compared to the first quarter. We continue to see a trend of this crime having more of an impact in residential areas versus commercial areas.

During the 2nd quarter of the year the Department began placing fliers on cars in the immediate area of where a vehicle burglary had occurred. As with the distribution of fliers in areas where homes have been broken into, the purpose is two fold. First, to alert people about the activity in the area and second to aid in locating witnesses or people who may have information about the crime.

As with the trend seen for vehicle burglaries, auto thefts declined in the second quarter of the year, dropping by 42% compared to the first quarter and falling to a rate similar to that of 2009. The high incidence of theft of Honda products fell sharply in the second quarter, due in part to arrests made by La Mesa patrol officers in a "joyriding" case.

In contrast to Property Crimes, the number of Violent Crimes fell by 3% in 2010, year to date. Although the number of Aggravated Assaults, which are counted by the number of victims versus number of incidents, rose by 32%, the number of Robberies dropped by 37%, from 52 cases in the first six months of 2009 to only 33 cases in the first six months of 2010. The decline in the number of robberies included a 32% drop in Street Robberies and a 50% decrease in the number of Commercial Robberies.

During the quarter there were four unrelated strong-arm street robberies, two bank/credit union robberies, one business robbery, and one woman who had her purse stolen at gunpoint outside a bar. There was also one carjacking in Grossmont Center. All of the cases, with the exception of one street robbery in April and the purse theft in June, have been closed by arrest. Additionally, evidence found this quarter supported the jail booking of the suspect from the Leslie Pools robbery during the 1st Quarter of the year. This suspect was arrested by the National City Police Department on an unrelated charge.

Among the cases closed by arrests were a strong arm robbery near the Rodeway Inn on Spring Street, a carjacking committed by a mental patient who had walked away from Grossmont Hospital, a "third strike" felon who was arrested coming out of a business on Fletcher Parkway after robbing the Mission Federal Credit Union in

Grossmont Center in May, and the arrests by the FBI of two suspects in connection with the robbery of the Wells Fargo – Grossmont Center, part of the “Sunhat and Smurf” series.

During the second quarter Patrol Officers were tasked with conducting increased enforcement on transient related issues. Officers made 128 contacts with transients as a result of calls for service or officer initiated activity. Eight arrests were made as a result, with half of the arrests made for public intoxication. Other charges included illegal possession of a shopping cart, battery, drug possession, and a parole violation.

On June 24th and 25th officers conducted a special enforcement detail to address transient encampments. Thirty-one encampment locations had been identified prior to the detail and all locations were checked twice over the course of the two days. On June 24th five subjects were cited for illegal camping and in the follow up inspection of all the locations on June 25th one more person was cited for illegal camping.

In all of the transient contacts made officers identified 51 different individuals, 36 males and 15 females. The subjects ranged in age from late teens to people in their 60's. Nearly 65% were in their 40's or 50's.

The Patrol Division statistics for the second quarter of 2010 are included in your report. The total number of hours worked year-to-date decreased by 14% compared to the same time period in 2009 and was accompanied by a 14% increase in calls for service. The decrease in hours worked is related to four vacant police officer positions, with the vacancies being carried in the Patrol Division. All other officer positions, including Traffic, Investigations, and SED are currently filled. Despite these vacancies and the increased number of calls for service, officer initiated activities fell by less than 1% year-to-date.

Special Enforcement Detail

SED was involved in several enforcement operations during the second quarter of the year. These included assisting the Traffic Unit with a grant-funded DUI Warrant sweep, assisting the Investigations Unit with a large scale sex registrant compliance check, and working with other East County law enforcement agencies in a regional enforcement operation targeting methamphetamine sales and possession, known as “Operation Tip the Scale.” SED personnel conducted a local enforcement operation targeting potential gang activity in the Normal Avenue and Schoolridge Lane area and also assisted other agencies in regional anti-gang operations. One operation was centered in La Mesa and coordinated by the San Diego County Probation Department Gang Unit and the other was centered in the City of El Cajon with the El Cajon Gang Suppression Team.

SED personnel continued their support of Patrol Officers by responding to three callouts during the second quarter. These involved opportunities to debrief suspects who wanted to provide the police with information on criminal activity.

In addition to these activities, SED personnel took part in directed patrol activities to address burglaries in the City, of both residences and vehicles, and also took part in operations designed to curtail crime activity in and around the Heritage Inn. SED personnel also responded to and addressed five citizen reports of neighborhood drug activity.

SED 2nd Quarter Activity Summary

Activity	2nd Quarter 2010	2nd Quarter 2009
Felony Arrests	13	22
Misdemeanor Arrests	29	15
Field Interviews	56	56
Citations	28	13
Vehicle Impounds	10	6
Probation Searches	117	98
Parole Searches	67	36

Narcotics Task Force

The 2010 outdoor marijuana-grow eradication season began in May. To date, the team our NTF Detective is assigned to has already eradicated over twenty outdoor marijuana gardens.

The Detective's Team continues to regularly assist the DEA Tactical Diversion Squad with the investigation of OxyContin sales. These sales continue to be focused in the North County.

The NTF Detective and SED continued to monitor the presence of medical marijuana dispensaries operating in the City of La Mesa. There appears to be only one dispensary in operation La Mesa. The Police Department is assisting the Community Development Department in working with the property owner and manager to eliminate that dispensary through the City's zoning provisions.

Our Detective took part in a 10-week investigation into a methamphetamine distribution operation in Ramona. The investigation involved four undercover purchases of methamphetamine along with many hours of surveillance. The case culminated in the first week of June with an arrest operation and service of two search warrants. Three suspects were arrested and charged with distribution of methamphetamine.

The Department continues to make use of the training and expertise of our NTF Detective by having him provide training to our Patrol Officers. Two training sessions were given in the second quarter of the year, addressing the enforcement

of laws regulating pharmaceutical drugs and an update on trends in the use of OxyContin.

Gang Issues and Enforcement

In the last quarter the East County Gang Detective participated in fifteen details with the East County Gang Task Force. These details involved undercover purchases of drugs, surveillance operations, and probation and parole searches of gang members and their associates.

Over the last quarter the gang detective worked on the investigation of the August 2009 shooting incident at the Heritage Inn and has worked closely with the District Attorney's Office in preparing the case for trial. In April he submitted an investigation to the District Attorney's Office, resulting in criminal complaints being issued against two suspects for "Assault with a Deadly Weapon" and "Battery Causing Serious Injury", in connection with a fight at the Heritage Inn in March of this year.

Based on CAL-Gangs current information, there are 123 documented gang members living in La Mesa as of the end of the 2nd quarter.

Domestic Violence

Attached to your report is a summary of reported Domestic Violence cases for the past three years, ending with the second quarter of 2010. We have seen a continuing trend of an increased number of Domestic Violence cases during this time frame. Based on 2008-2009 data, many other jurisdictions have also seen increases in the number of Domestic Violence cases.

Registered Sex Offenders

At the end of the second quarter the total number of sex registrants living in La Mesa was 72, down from 73 at the end of the first quarter.

On June 15th and 16th La Mesa Detectives, assisted by SED personnel and members of the SAFE Task Force, conducted a compliance check operation of all registered sex offenders living in La Mesa. The operation included searches of those subjects, and their residences, who are currently on parole or have a search waiver as a condition of probation. All subjects were found to be in compliance.

Parolees and Probationers

Attached to your report are three charts showing the parolee population in La Mesa at the end of the second quarter of 2010 and the primary offense for which they were committed to prison. 117 parolees were identified as living in La Mesa, approximately a 5% decrease from the same time frame in 2009.

Two charts are included in this quarter's report on the number of adults living in La Mesa who are on probation and a summary of the offenses for which probation was granted.

Traffic Collisions / Citations / Enforcement Operations

During the second quarter of the year one intersection in the City, 70th Street at Rolando Knolls Drive, had two collisions. One collision was caused by driving on the wrong side of the road and the other collision resulted from an unsafe turn movement. No other location in the City had more than one collision.

The Department has a current "Click It or Ticket" seatbelt awareness and enforcement grant, which runs through September 2010. During this quarter the Traffic Unit coordinated one enforcement operation, coinciding with the national enforcement effort, from May 24th through June 6th. During the quarter a total of 219 citations were issued for seatbelt violations.

2nd Quarter Citations and Collisions				
Violation	1st Half 2010		1st Half 2009	
	Citations	Collisions	Citations	Collisions
Right of Way	14	9	27	14
Speeding	260	21	303	32
Following Too Close	1	1	3	0
Violation of Sign/Signal	420	12	553	12
Unsafe Backing/Start	3	10	3	9
Improper Turn	61	23	71	36
Wrong Side of Road	12	2	15	7
Unsafe Lane Change	7	0	6	0
Passing Violation	26	2	9	0
Pedestrian Right of Way	1	1	3	1
Pedestrian Violation	24	3	57	2
Alcohol Related	21	16	13	26
Other Hazardous	25	38	35	48
License/Registration	207	0	234	1
Equipment	715	0	960	0
Littering	3	0	3	0
Other Non-Hazardous	337	1	368	0
Total	2,137	139	2,663	188

During this quarter the Traffic Unit identified the following locations as the top three traffic complaint locations and responded as indicated.

Eastridge Drive & Highwood Avenue: Violation of Stop Signs

The Traffic Officers responded to this complaint and wrote a number of citations during the quarter.

5400 Block of Maryland Avenue: Unsafe speed

The Traffic Officers dedicated enforcement time to this area but to date no speed violations have been detected.

8000 Block of Eastridge Drive: Unsafe speed

The Traffic Unit has provided additional enforcement time in the area but has not found any speed violations. Several citations have been issued for related stop sign violations.

In January the Department submitted an application to the California Office of Traffic Safety for an award under the 2011 "Police Traffic Services" grant. The total grant award sought was \$173,000.

In June the Department was notified by the Office of Traffic Safety that our grant application had been tentatively approved but the amount to be awarded was reduced to approximately \$123,000. The grant award will fund enforcement operations targeting seatbelt, speed, and sign/signal violations, DUI operations, as well as drug prevention and highway safety programs for K-12 students. A recommendation for formal acceptance of the grant award will be submitted to the City Council in the near future.

In June the Department was also notified by the California Highway Patrol that it had been selected to receive two awards in the 2009 California Law Enforcement Challenge. The Law Enforcement Challenge is an awards program operated by the Highway Patrol to recognize outstanding efforts by law enforcement agencies in promoting and achieving improved traffic safety. Our Department received the 3rd place overall award for law enforcement agencies in the 51 – 70 sworn personnel category and also received a Statewide "Special Award" in the category of "Occupant Protection." This "Special Award" is given to agencies who have made notable efforts to promote and enforce occupant protection laws.

While these awards were due to the efforts of all the members of the Police Department, special recognition was given to Sgt. Brian Stoney and the officers of the Department's Traffic Unit, who led the efforts leading to these awards.

DUI Prevention and Enforcement

During the second quarter of the year Traffic Unit personnel conducted or participated in nine DUI enforcement operations. These were funded either as part of our 2009-2010 DUI Enforcement and Awareness Grant or under the regional "Avoid the DUI" 2008-2010 grant.

The following tables provide information on annual DUI arrest and collision data, as well as DUI operations during the past quarter.

DUI Arrests & Collisions Summary / 2002-2010		
Year	Arrests	Collisions
2002	167	61
2003	199	53
2004	219	52
2005	233	55
2006	260	69
2007	235	56
2008	238	53
2009	222	42
2010 – 2 nd Quarter YTD	129	24

DUI Operations – 2nd Quarter 2010						
Date	Type	Vehicles Screened	Sobriety Tests Done	Arrests	Citations	Vehicle Impounds
April 15 th	Court Sting	18 drivers sent to secondary screening	N/A	1-drug possession	21	16
April 24 th	DUI Checkpoint	688, 42 secondary screenings	6	3 - DUI	22	14
May 1 st	“Avoid the DUI” Checkpoint – San Diego / Pacific Beach					
May 5 th	DUI Saturation Patrol	33 traffic stops	9	1- Restraining Order Violation	9	0
May 20 th	Court Sting	30 drivers were sent to secondary screening	N/A	0	11	11
May 29 th	“Avoid the DUI” Checkpoint – Coronado					

June 19 th	DUI Checkpoint	1123 with 34 secondary screenings	3	0	13	7
June 20 th	DUI Checkpoint	693, with 30 secondary screenings	3	2 – DUI 1 – Marijuana possession	14	12
June 25 th	DUI Warrant Sweep	35 subjects to be checked	N/A	3 – Warrants	0	0

Community Resource Unit Activities and Information

School Resource Officers

Officer McNamara – Helix Charter High SRO: During the past quarter Officer McNamara coordinated a DUI presentation for students, which included the display of a crashed car along with student activities and an assembly focusing on DUI related issues. Together with Detective Katy Lynch, she held an after-school parent presentation on gang awareness and also gave four classroom presentations to students on various topics. She took part in Grossmont College’s emergency training as a role player and sent five educational e-mails to school staff.

In conjunction with her law enforcement and security duties, Officer McNamara conducted six criminal investigations and assisted with the Department’s truancy sweep. She also coordinated security operations for both the school’s prom and the graduation ceremony.

As part of her SRO duties, Officer McNamara attended 101 student-parent meetings as well as 58 meetings with school staff and 2 meetings in conjunction with student attendance and threat assessments. She continues to assist students with various activities and is currently an advisor in two senior projects as well as an advisor to the “Students Against Destructive Decisions” (SADD) group on campus.

Officer Hinton – La Mesa-Spring Valley School District SRO: During the 2nd Quarter of 2010 School Resource Officer Hinton completed 7 “Good Citizen” presentations, 6 “Bullying” presentations, 2 “Stranger Danger” presentations, 3 “Juvenile Law Class” presentations and assisted with 3 school lockdown drills. At the request of Parkway Middle School Vice-Principal Kayla Myrick, Officer Hinton completed 3 additional “Bullying” presentations to three of Vice-Principal Myrick’s Girl’s Club “Self Esteem” meetings.

Officer Hinton conducted 17 criminal investigations over the course of the quarter, resulting in 8 arrests. He also assisted Juvenile Probation Officers by accompanying them on 2 student home visits.

Officer Hinton attended the monthly East County SRO Meetings with Grossmont Unified High School District Officials and other East County SRO'S. He also participated in 12 principal/teacher/parent/student conferences.

On April 23rd Officer Hinton and the Department's Juvenile Diversion Counselor, Marla Kingkade, coordinated a truancy sweep operation with La Mesa elementary and middle schools, along with Helix Charter High School. With the cooperation of the Boys' & Girls' Club, the Teen Center was used as a Command Post and processing center for the operation. Law enforcement and security participants included La Mesa officers and School Resource Officers, El Cajon Police, San Diego County Probation Officers, Metropolitan Transit System Security Officers, and Grossmont Center Security. Community partners from the members of the La Mesa Community Youth Services Network were available at the Command Post to provide resource information to parents and inform them about services to address particular issues for their children.

The end of the second quarter of 2010 marked the end of Officer Hinton's assignment as a School Resource Officer. In a first for any School Resource Officer in the history of the La Mesa Police Department, he was presented with the La Mesa-Spring Valley Educational Foundation's "ROSE" Award, in Recognition for Outstanding Service to Education, for his many contributions to the students, parents, and staff of the District, based on the unanimous nomination of all La Mesa school site principals in the La Mesa-Spring Valley School District.

Crime Prevention Specialists

CPS Mike Gleason: CPS Gleason continued to work on the volunteer graffiti abatement program known as the "Paintout Posse". The "Paintout Posse" currently has eight citizens who contribute regularly to the effort by looking for and reporting graffiti to the Graffiti Hot Line (466-3789). Their efforts are complimented by volunteers who, along with CPS Gleason, respond to the graffiti sightings and remove or cover the vandals' markings. There are now thirteen members who help with painting out the tags as they are found. The volunteers respond on a time available basis and generally initiate their own "search and cover" activities. Recently, members of the RSVP have been helping by volunteering to cover graffiti found of University Avenue and El Cajon Blvd.

CPS Gleason continued to facilitate monthly meetings of property owners and apartment managers in the Rosebud Lane area.

Crime Analyst Lindquist: During the 2nd quarter Heather Lindquist was selected as the Department's new Crime Analyst and transferred from her Crime Prevention Specialist position. As the Department moves through the process of recruiting, testing, and selecting a new Crime Prevention Specialist, she has been performing both assignments.

This quarter she conducted four Neighborhood Watch Meetings along with three community presentations. These included presenting information on Neighborhood Watch to the La Mesa Commission on Aging, conducting a station tour and presenting information to EDCO employees regarding suspicious activity in neighborhoods, to enlist their help in spotting and reporting activity to the Police Department.

The majority of her time during the second quarter was spent on crime analysis activities and training. As part of her Crime Analysis duties, she completed a 40-hour "Tactical Crime Analysis" training class, a 24-hour "CrimeStat" training class and a basic class in "Coplink", which is a feature of the ARJIS system.

The Department anticipates hiring a new Crime Prevention Specialist during the third quarter of the year.

RSVP and Storefront Activities

Activity	1st Half 2010	1st Half 2009
Volunteer Hours	7,484	7,757
Vacation Home Checks	268	502
"You Are Not Alone" home visits	186	284
Vehicles marked for 72 hour parking	518	640
Vehicles towed for 72 hour parking	39	22
Parking Citations	461	564
Net Storefront Revenue	\$30,180	\$32,238
RSVP Staff	49	54

Other Police Department Activities

Earlier this year the Department submitted an application to the Department of Alcoholic Beverage Control (ABC) for a grant of approximately \$19,000, to fund enforcement operations and education efforts related to alcoholic beverages. The Department was notified in May that our application had been denied and that ABC had only been able to fund 38 of the 117 grant requests it received.

In 2007 the Police Department participated in the Vera Institute of Justice "Police Station Visitors Week" program for the first time. In 2009 we were invited to participate again and our station visit took place last fall.

The Vera Institute of Justice combines expertise in research, demonstration projects, and technical assistance to help leaders in government and civil society improve the systems people rely on for justice and safety. It is an independent, non-partisan, nonprofit center for justice policy and practice, with permanent offices in New York City and Washington, DC. Their projects and reform initiatives, typically conducted in partnership with local, state, or national officials, are located across the United States and around the world.

“Police Station Visitors Week” is an international program which invites community groups to visit their local police stations, learn about law enforcement operations and practices, and assess the police agency’s performance. Our 2009 visit and assessment were conducted by a group of community members and the results of their assessment became available during the past quarter.

For 2009, the Department was ranked 12th of 23 stations visited by Vera Institute representatives in California. Our overall score was reduced due to low scores in the categories of “Physical Conditions” and “Detention Conditions”, as was also the case in 2007. The modern facilities in the new police station will enhance our scores in these categories. The Department was ranked 10th in “Equal Treatment of the Public”, with a score of 81.25 (highest agency score 95.00), and 6th in “Transparency & Accountability”, with a score of 91.25 (highest agency score 96.25).

On June 23rd the Department hosted a very successful community forum on sex registrants and child sex trafficking at the La Mesa Community Center. Subject matter experts from the La Mesa Police Department, the District Attorney’s Office and the San Diego Sheriff’s Department spoke and answered questions during the forum. The event was well attended by community members and received coverage from three local news organizations.

This fall the Department will begin a continuing series of neighborhood forums to provide information and address neighborhood concerns and questions. The forums will be held throughout the City, using our elementary schools as a central point for the various areas of the City. Our first forum will be held at Vista La Mesa Elementary School sometime in September. Department staff plan to finalize arrangements with school staff in August and use various resources to promote attendance at the forum.

Attachments:

- 2nd Quarter 2010 Part 1 Crimes & Patrol Statistics Report
- Domestic Violence Statistics
- Resident Parolees/Probationers Quarterly Report
- Crime Focus Areas and Events Reports
 - Robbery Statistics
 - MTS Trolley
 - La Mesa Village
 - Grossmont Center
 - Grossmont Hospital

La Mesa Police Department
2nd Quarter 2010, Part I Crimes
and Patrol Statistics

CITY OF LA MESA
Alan Lanning, Chief of Police



Prepared by: Crime Analysis

July 15, 2010

2010 Second Quarter Crime Statistics

Section One.....Uniform Crime Report Part I Crimes (2 pages)

Section Two.....Patrol Statistics (1 page)

Section Three.....Domestic Violence Statistics (1 page)

La Mesa Police - 2nd Quarter Crime Statistics - 2010



DATA	2009		2010		Year to Date Change		
	1st Qtr.	2nd Qtr.	1st Qtr.	2nd Qtr.	YTD 2010	YTD 2009	YTD % Change
VIOLENT CRIMES:							
Homicide	0	0	0	0	0	0	0%
CLEARED	0	0	0	0	0	0	0%
Rape	5	1	3	4	7	6	17%
CLEARED	4	2	3	3	6	6	0%
Robbery	31	21	21	12	33	52	-37%
CLEARED	19	12	11	10	21	31	-32%
Aggravated Assault	20	27	31	31	62	47	32%
CLEARED	16	19	18	24	42	35	20%
PROPERTY CRIMES:							
Res. Burglary	54	71	70	70	140	125	12%
Comm. Burglary	19	21	47	44	91	40	128%
Burglary Total:	73	92	117	114	231	165	40%
CLEARED	10	11	20	10	30	21	43%
Theft > \$400	96	92	128	125	253	188	35%
Car Prowls	151	145	186	155	341	296	15%
Theft \$400 or less	195	226	281	240	521	421	24%
Theft Total:	291	318	409	365	774	609	27%
CLEARED	50	79	88	107	195	129	51%
Auto Theft	64	50	104	60	164	114	44%
CLEARED	4	10	4	0	4	14	-71%
TOTAL VIOLENT:	56	49	55	47	102	105	-3%
CLEARED	70%	67%	58%	79%	68%	69%	*-18%
TOTAL PROPERTY:	428	460	630	539	1169	888	32%
CLEARED	15%	22%	18%	22%	20%	18%	*75%
FBI INDEX:	484	509	685	586	1271	993	28%
CLEARED	21%	26%	21%	26%	23%	24%	*39%
VIOLENT RATE	PER 1,000 POP.				3.6/K	3.7/K	
PROPERTY RATE	PER 1,000 POP.				41.1/K	31.3/ K	
INDEX RATE	PER 1,000 POP.				44.7/K	35.0/K	

*Percentage change by number of crimes cleared



AUTOMATED
REGIONAL JUSTICE
INFORMATION SYSTEM

2ND QUARTER CRIME STATISTICS 2010 - Robbery & Theft Breakdown

	2009		2010		Year to Date Change				
	1st Qtr.	2nd Qtr.	1st Qtr.	2nd Qtr.	YTD 2010	YTD 2009	YTD % Change		
Robbery									
Street/Highway	16	6	10	5	15	22	-32%		
Commercial	6	6	2	4	6	12	-50%		
Gas or Service Station	3	0	1	0	1	3	-67%		
Chain Store	1	5	5	1	6	6	0%		
Residential	3	1	1	0	1	4	-75%		
Bank	1	0	2	2	4	1	300%		
** Miscellaneous	1	3	0	0	0	4	-100%		
TOTAL	31	21	21	12	33	52	-37%		
YTD Cleared Cases	64%	solved	9	12	11	10	21	31	-32%
Theft									
Pocket-Picking	0	2	0	1	1	2	-50%		
Purse Snatching	4	1	2	1	3	5	-40%		
Shoplifting	52	85	99	92	191	137	39%		
From Motor Vehicles	117	124	182	149	331	241	37%		
Motor Vehicle Parts & Acc.	34	21	4	6	10	55	-82%		
Bicycles	10	10	8	16	24	20	20%		
From Buildings	34	41	51	44	96	75	28%		
From Coin Operated Machines	0	3	0	0	0	3	-100%		
All Others	40	31	63	55	118	71	66%		
TOTAL	291	318	409	365	774	609	27%		
YTD Cleared Cases	25%	solved	57	49	101	94	195	129	51%

N/C = Not Calculable

La Mesa Police - Patrol Statistics 2nd Quarter 2010

(Source: Officer's Daily Report- Patrol Logs)

		1st Qtr		2nd Qtr		Year To Date Change		
		2009	2009	2010	2010	2nd QTR 2010	2nd QTR 2009	YTD % Change
Origin:	Primary	4,721	5,165	5,567	5,707	11,274	9,886	14%
	Cover	3,615	3,931	3,958	4,047	8,005	7,546	6%
	Officer Initiated	6,070	6,037	6,040	5,630	11,670	12,107	-4%
Dispo:	Arrest	404	425	389	430	819	829	-1%
	Report	1,208	1,237	1,334	1,248	2,582	2,445	6%
	No Report	12,590	13,189	13,478	13,348	26,826	25,779	4%
Reports:	Part I	558	616	724	686	1,410	1,174	20%
	Other	666	674	607	637	1,244	1,340	-7%
	Follow-ups	51	51	65	53	118	102	16%
Arrests:	Felony	127	124	110	157	267	251	6%
	Misdemeanor	198	242	196	203	399	440	-9%
	Citizen	27	36	28	44	72	63	14%
	Warrant	64	63	58	42	100	127	-21%
	Detentions	53	74	76	72	148	127	17%
Traffic:	Hazardous Citations	780	1,109	1,024	885	1,909	1,889	1%
	Non-Hazardous Cites	443	475	460	388	848	918	-8%
	Parking Citations	1,282	1,167	888	1,149	2,037	2,449	-17%
	Warnings	1,118	976	1,141	892	2,033	2,094	-3%
	Accidents / PDO's	69	63	85	88	173	132	31%
	Impounds	215	196	183	149	332	411	-19%
Contacts:	Field Interviews	245	230	298	240	538	475	13%
	Citizen Contacts	1,047	875	808	802	1,610	1,922	-16%
	Security Checks	1,669	1,690	1,390	1,477	2,867	3,359	-15%
Other:	Transports	342	346	324	359	683	688	-1%
	Community Project Time/mins.	165	160	37	788	825	325	154%
	Regular Hours	13,862	13,935	13,586	9,321	22,907	27,797	-18%
Overtime Hours	965	708	1,132	1,087	2,219	1,673	33%	
Non Directed Time**	30.3%	33.3%	31.5%	29.2%	30.3%	34.4%	-12%	

** YTD Percent Averaged

Domestic Violence Statistics

Penal Code Section 13700(a) defines "Abuse", with respect to Domestic Violence, as "Intentionally or recklessly causing or attempting to cause bodily injury, or placing another person in reasonable apprehension of imminent serious bodily injury to himself or herself, or another."

Penal Code Section 13700(b) defines "Domestic Violence" as "Abuse committed against an adult or fully emancipated minor who is a spouse, former spouse, cohabitant, former cohabitant, or person with whom the suspect has had a child or is having or has had a dating or engagement relationship. For purposes of this subdivision, "cohabitant means two unrelated adult persons living together or a substantial period of time, resulting in some permanency of relationship. Factors that may determine whether persons are cohabiting include, but are not limited to, (1) sexual relations between the parties while sharing the same living quarters, (2) sharing of income or expenses, (3) joint use or ownership of property, (4) whether the parties hold themselves out as husband and wife, (5) the continuity of the relationship, and (6) the length of the relationship."

Mo./Yr.	YTD	Guns	Knives	Other	Hands	No Weapon	Total
05-07	165	0	1	3	28	4	36
06-07	193	1	0	2	24	1	28
07-07	230	0	0	5	29	3	37
08-07	254	0	0	2	19	3	24
09-07	270	0	0	1	14	1	16
10-07	295	0	0	0	22	3	25
11-07	322	0	1	4	19	3	27
12-07	347	0	0	1	24	0	25
01-08	32	0	1	9	21	1	32
02-08	60	1	0	1	25	1	28
03-08	84	0	1	2	15	6	24
04-08	115	0	3	1	21	6	31
05-08	138	0	0	3	17	3	23
06-08	174	0	0	2	30	4	36
07-08	212	0	1	1	30	6	38
08-08	247	0	1	3	25	6	35
09-08	286	0	0	4	29	6	39
10-08	309	0	0	3	18	2	23
11-08	353	1	1	6	35	1	44
12-08	394	0	0	5	32	4	41
01-09	26	0	0	2	23	1	26
02-09	53	0	0	1	24	2	27
03-09	89	0	1	0	33	2	36
04-09	125	0	0	3	26	7	36
05-09	170	0	0	5	35	5	45
06-09	199	1	0	2	20	6	29
07-09	234	0	0	5	32	7	44
08-09	284	0	0	1	33	7	41
09-09	321	0	1	1	34	1	37
10-09	364	0	1	5	37	0	43
11-09	395	1	1	6	22	1	31
12-09	419	0	1	5	17	1	24
01-10	38	0	1	5	30	2	38
02-10	76	0	1	7	21	9	38
03-10	104	0	0	2	24	2	28
04-10	135	0	1	0	29	1	31
05-10	174	0	1	5	29	4	39
06-10	216	0	1	7	32	2	42

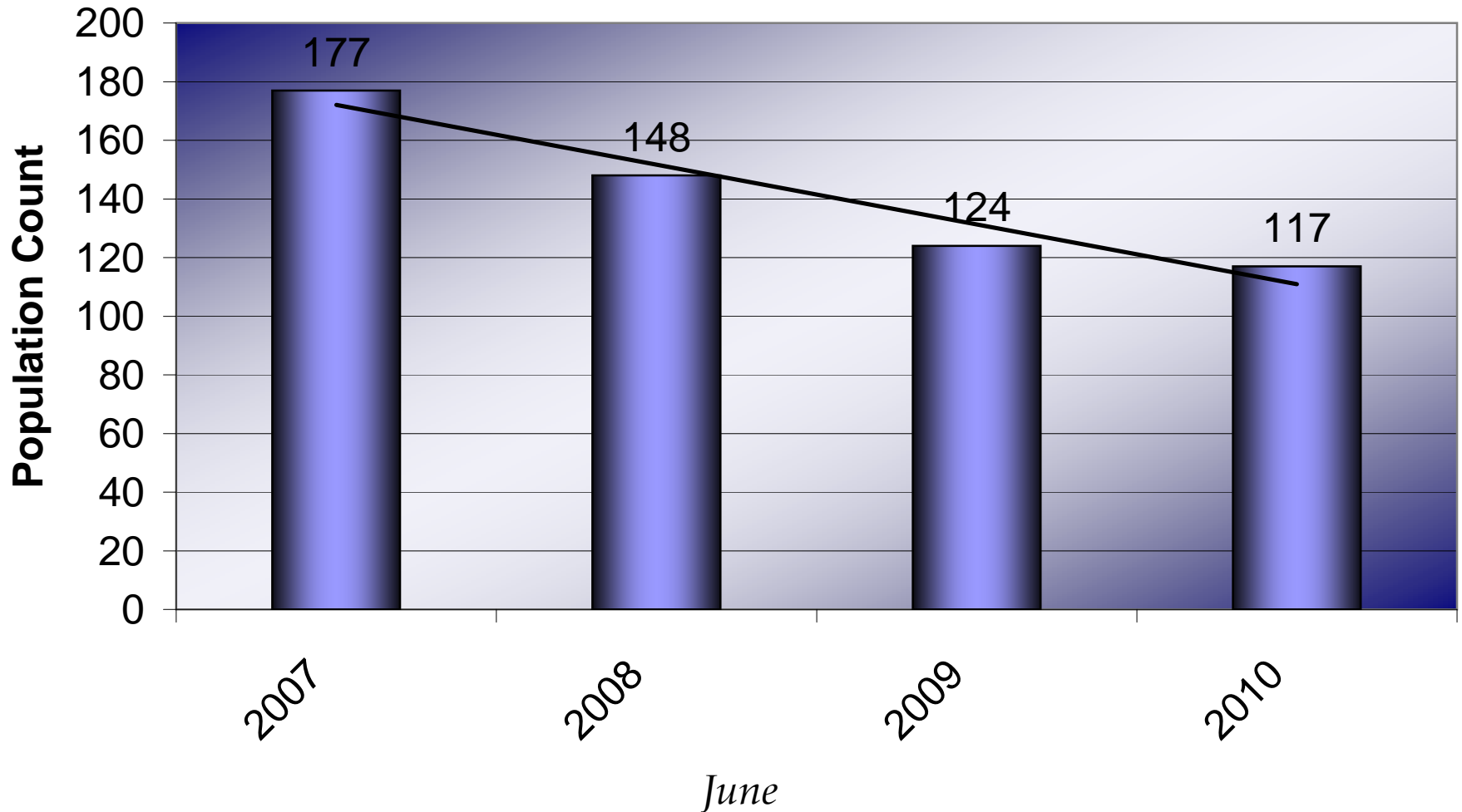
2010 Second Quarter Offender Data

Section One.....Parolee Populations in La Mesa (3 pages)

Section Two.....San Diego County Adult Probationers
Living in La Mesa (2 Pages)

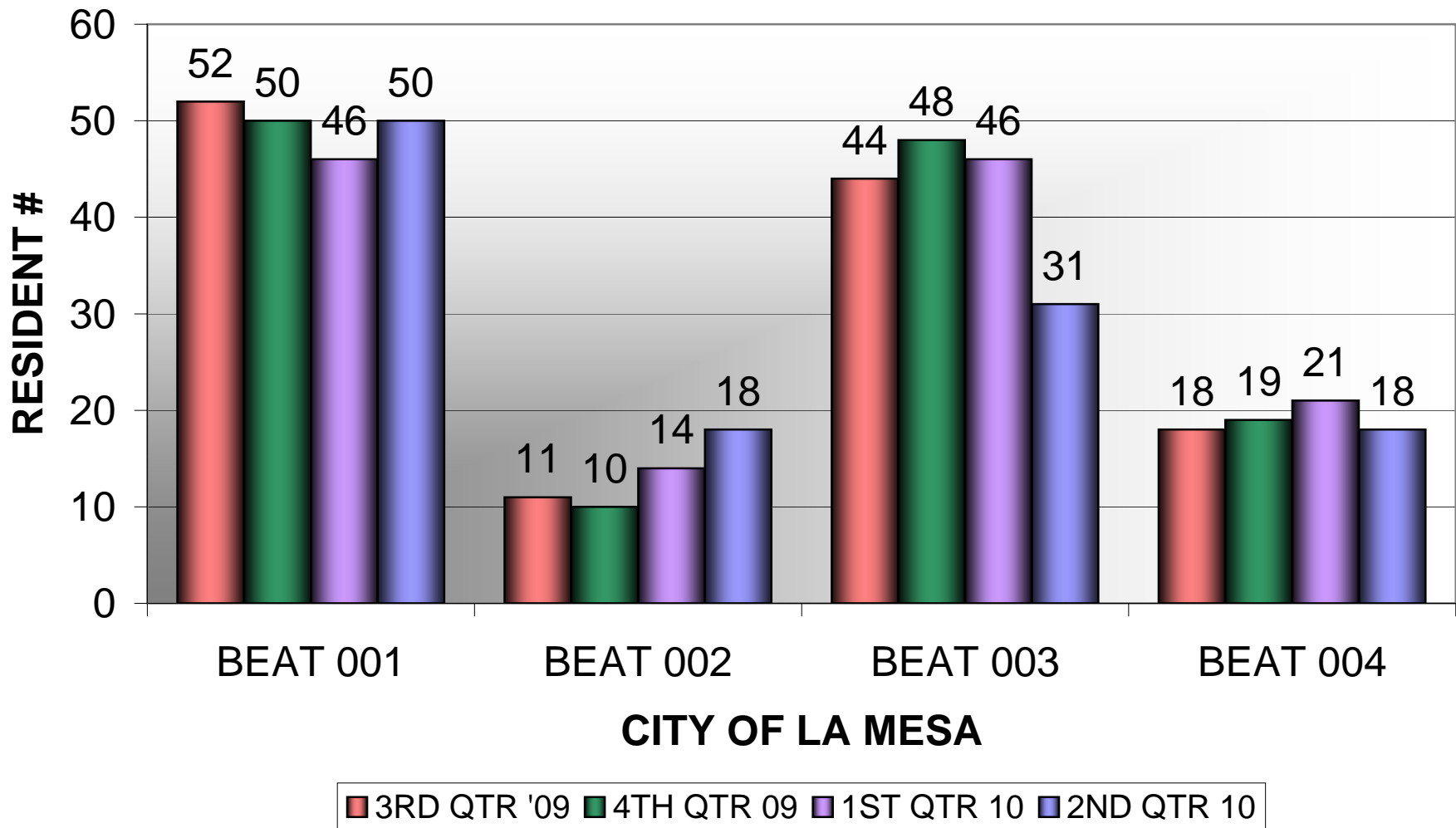
Offender Populations Fluctuations

2nd QTR. Parole Population Residing in La Mesa

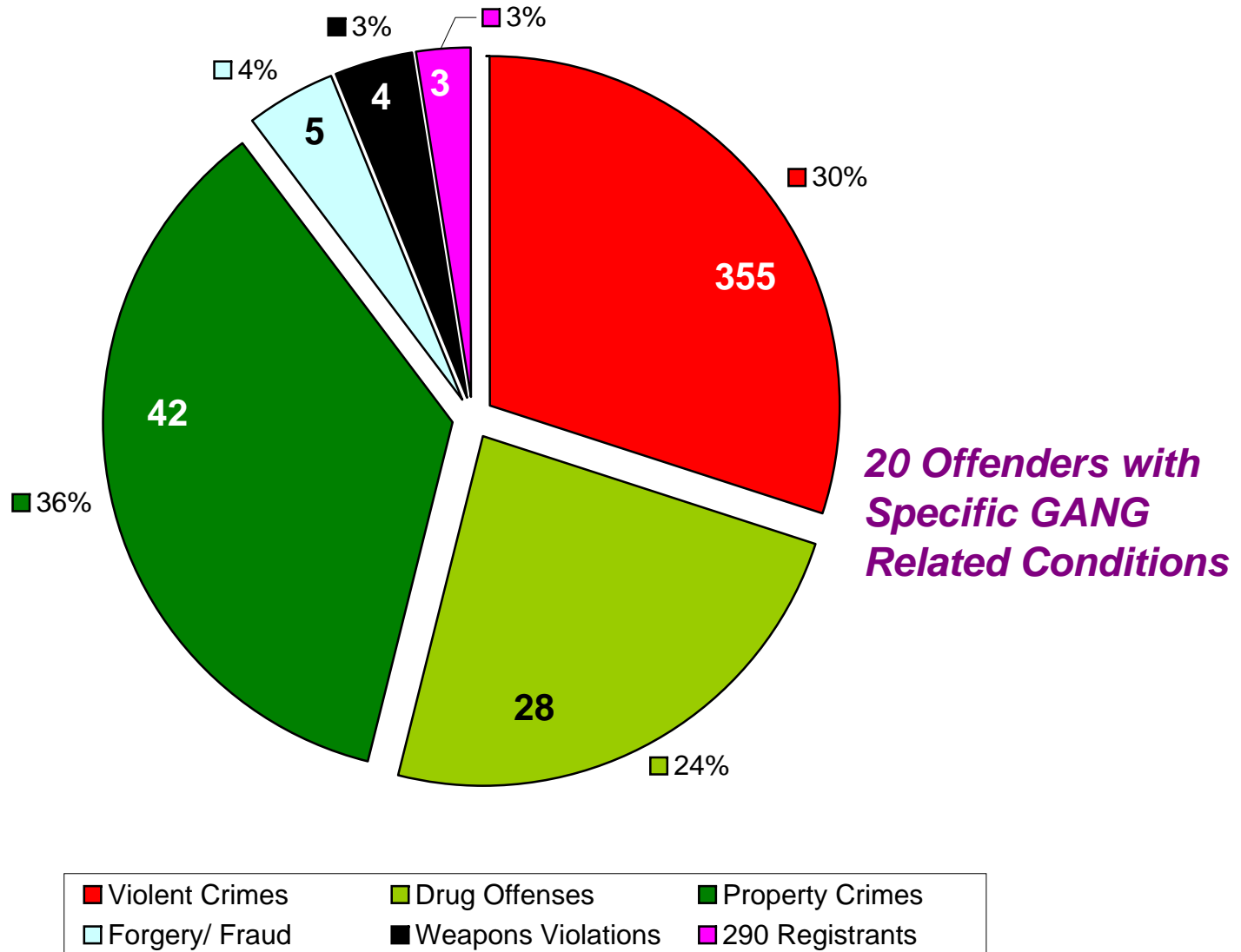


Compiled by Crime Analysis
from CA Dept. of Corrections LEADS Data,
Federal Probation and
CA Youth Authority

PAROLEE POPULATION CHANGES By Beat



Parolees by Offense Type
 Primary Conviction Offenses for 117 Paroled
 Offenders Living in La Mesa



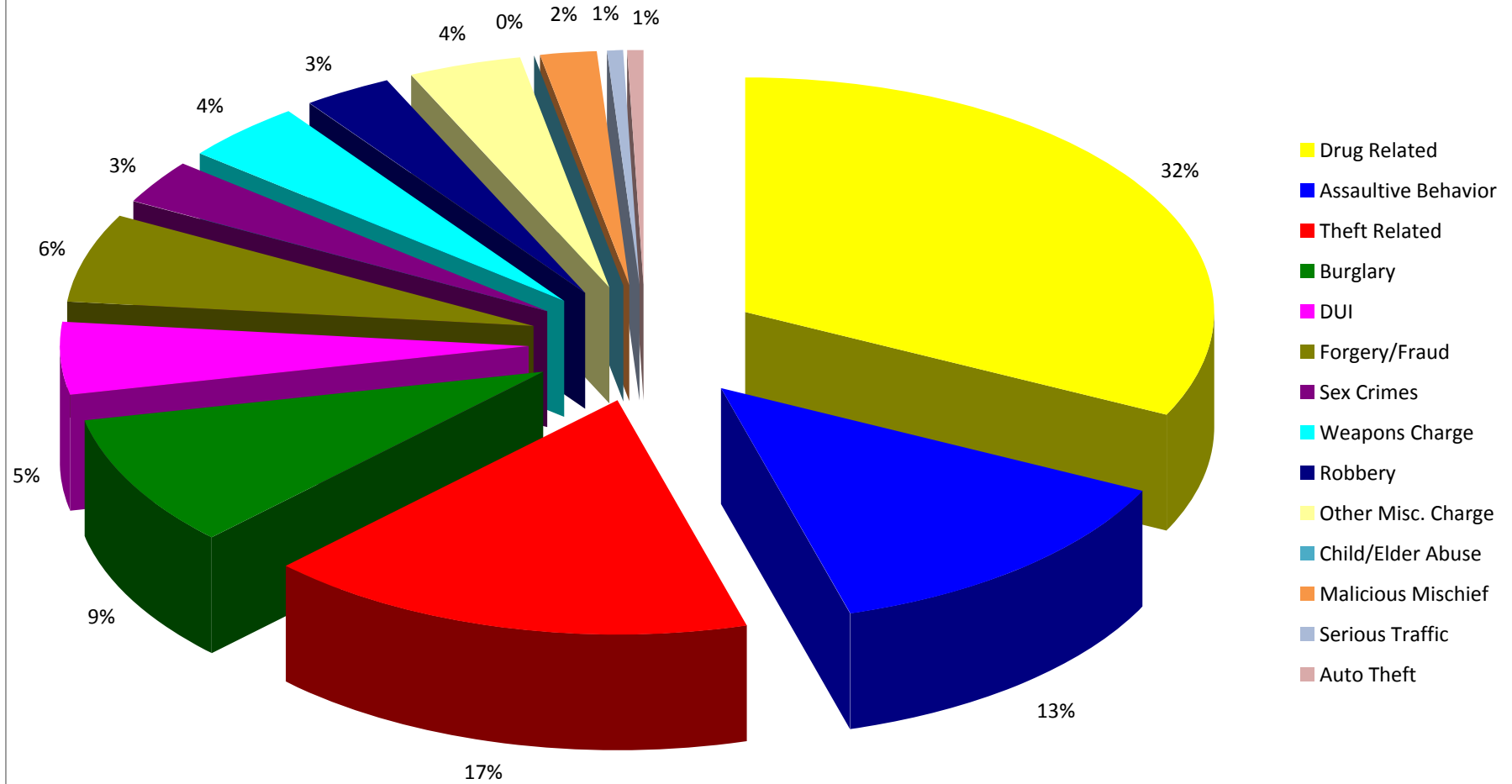
Second Quarter 2010 Adult Probationers Living in the City of La Mesa

Charge Types

RANK	TOP 10 PROBATION CHARGES	COUNT
1	POSSESS CONTROLLED SUBSTANCE	52
2	THEFT	46
3	BURGLARY	28
4	ASSAULT WITH A DEADLY WEAPON	22
5	DOMESTIC VIOLENCE	16
6	DRIVING UNDER THE INFLUENCE	15
7	POSSESS CONTROLLED SUBSTANCE FOR SALE	14
8	TRANSPORT CONTROLLED SUBSTANCE FOR SALE	11
9	POSSESSION OF STOLEN PROPERTY	10
9	ROBBERY	10
10	FRAUD	9

COUNT	PERCENT	CHARGE TYPE
107	32%	Drug Related
57	17%	Theft Related
43	13%	Assaultive Behavior
29	9%	Burglary
19	6%	Forgery/Fraud
16	5%	DUI
15	4%	Weapons Charge
14	4%	Other
10	3%	Robbery
10	3%	Sex Crimes
9	2%	Malicious Mischief
2	1%	Auto Theft
1	1%	Serious Traffic
0	0%	Child/Elder Abuse
332	100%	TOTAL

SD County Adult Probation Conviction Offenses by Type

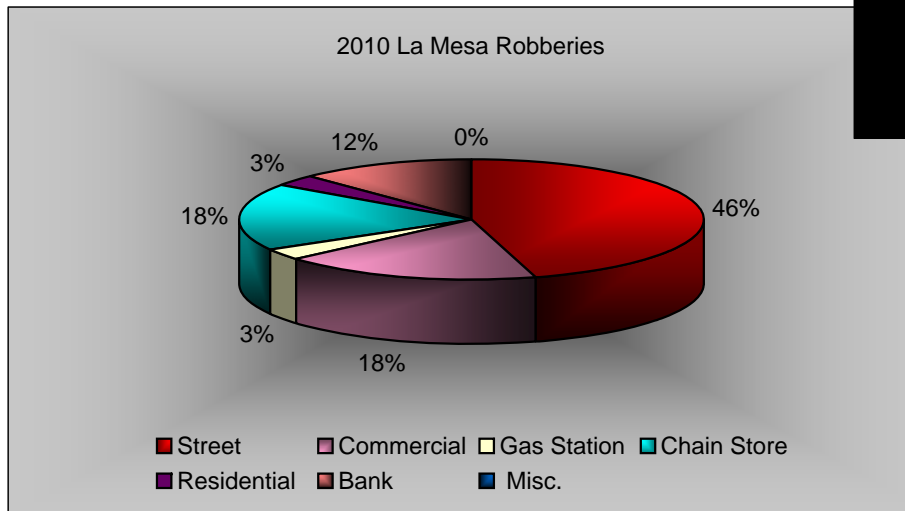
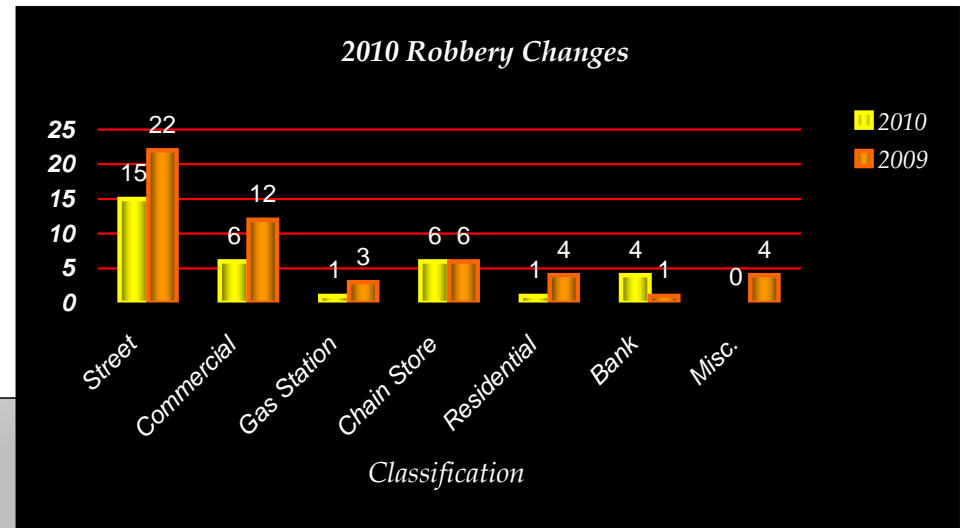


2010 Second Quarter Crime Focus Areas and Events

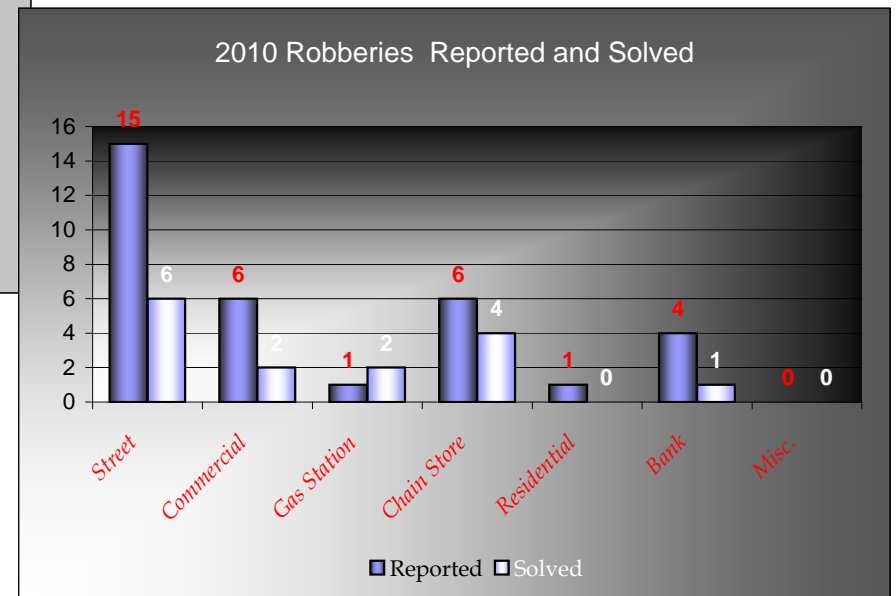
Section One.....Robbery, UCR Part I Sub Categories (Page 1)
Analysis by Pattern and Series (Page 2)

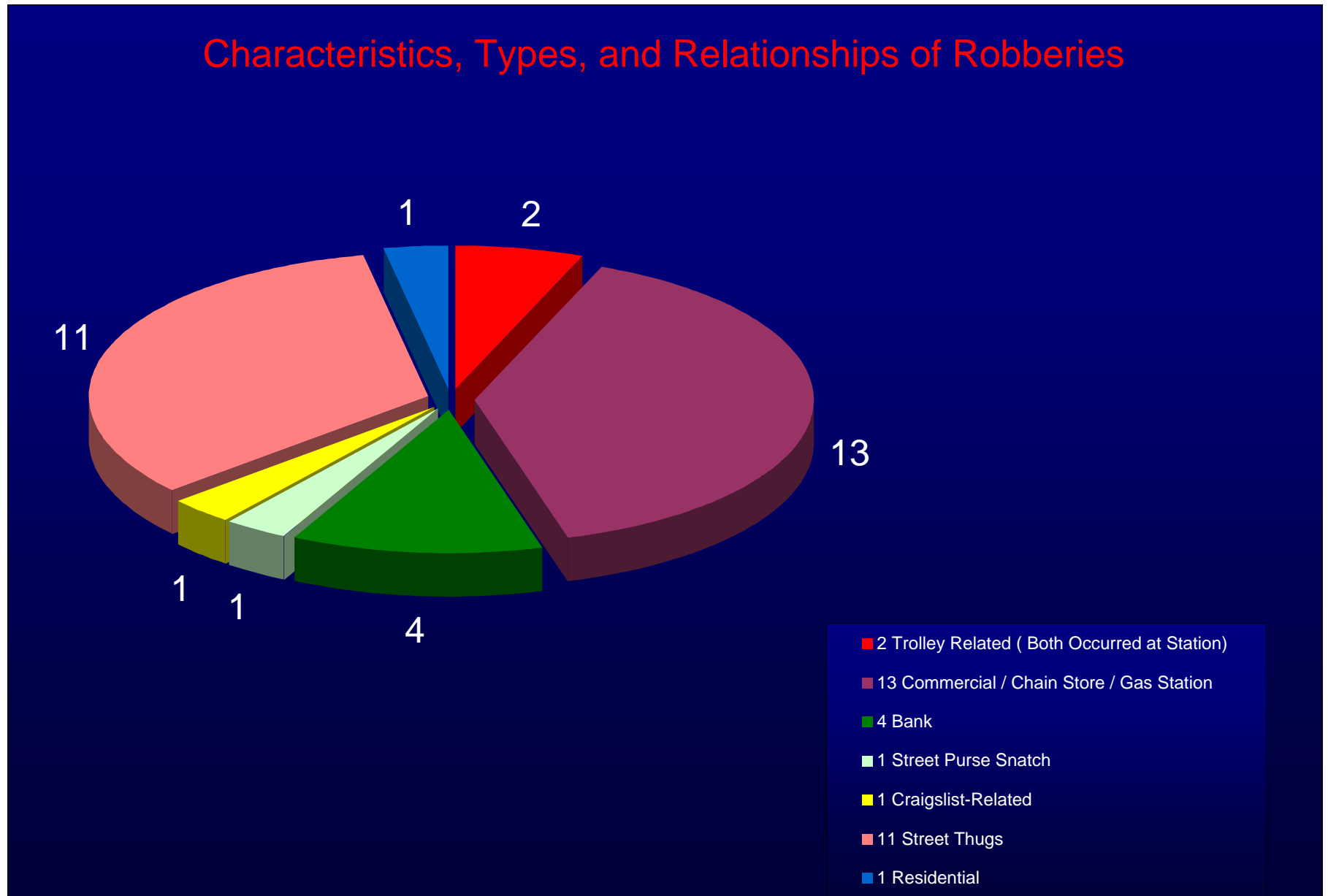
Section Two..... MTS Trolley Crime Report (Part I Crimes)
Trolley Station Location Detail
La Mesa Village Report (Part I Crimes)
Grossmont Center Crime Report (Part I Crimes)
Grossmont Hospital Crime Report (Part I Crimes)

Reported Robberies	YTD Totals		Change
	2010	2009	
Street	15	22	-32%
Commercial	6	12	-50%
Gas Station	1	3	-67%
Chain Store	6	6	0%
Residential	1	4	-75%
Bank	4	1	300%
Misc.	0	4	-100%
TOTAL	33	52	-37%



Robbery Solved	2010		
	Reported	Solved	Percentage
Street	15	6	40%
Commercial	6	2	33%
Gas Station	1	2	200%
Chain Store	6	4	67%
Residential	1	0	0%
Bank	4	1	25%
Misc.	0	0	0%
TOTAL	33	15	45%






MTS Trolley Crime Report

YTD June 2009/2010

Part I Crimes		YTD June 2010	YTD June 2009	% Change
VIOLENT	Homicide	0	0	N/C
	Rape	0	0	N/C
	Robbery	2	4	-50%
	Aggravated Assault by Vic. Cnt	1	3	-67%
PROPERTY	Res. Burglary	N/A	N/A	N/A
	Comm. Burglary	0	0	N/C
	Burglary Total:	0	0	N/C
	Theft	3	6	-50%
	Car Prowls (included in Theft Totals)	1	5	-80%
	Theft Total:	4	11	-64%
	Auto Theft	0	0	N/C
TOTAL VIOLENT:		3	7	-57%
TOTAL PROPERTY:		4	11	-64%
FBI INDEX:		7	18	-61%

Location Addresses

7255 Alvarado Road
 9100 Amaya Ct
 8601 Fletcher Py
 8248 La Mesa Bl
 4250 Spring St.



N/C = Not Calculable

La Mesa Trolley Locations

Part I Crimes Reported to La Mesa Police

YTD June, 2009 and 2010

2009

Station Name	Homicide	Rape	Robbery	Aggravated Assault	Burglary	Larceny/ Theft	Vehicle Theft	Arson	Total	Location Address	Larceny / Car Prowl
Alvarado Road	0	0	0	0	0	3	0	0	3	7255 Alvarado Road	2
Amaya Ct.	0	0	0	2	0	2	0	0	4	9100 Amaya Ct	0
Grossmont Center	0	0	1	0	0	2	0	0	3	8601 Fletcher Py	1
La Mesa Blvd	0	0	2	1	0	0	0	0	3	8248 La Mesa Bl	0
Spring St	0	0	1	0	0	4	0	0	5	4250 Spring St.	2
TOTAL	0	0	4	3	0	11	0	0	18		5

2010

Station Name	Homicide	Rape	Robbery	Aggravated Assault	Burglary	Larceny/ Theft	Vehicle Theft	Arson	Total	Location Address	Larceny / Car Prowl
Alvarado Road	0	0	0	0	0	1	0	0	1	7255 Alvarado Road	0
Amaya Ct.	0	0	0	1	0	0	0	0	1	9100 Amaya Ct	0
Grossmont Center	0	0	1	0	0	0	0	0	1	8601 Fletcher Py	1
La Mesa Blvd	0	0	0	0	0	2	0	0	2	8248 La Mesa Bl	0
Spring St	0	0	1	0	0	0	0	0	1	4250 Spring St.	0
TOTAL	0	0	2	1	0	3	0	0			1

La Mesa Village Crime Report

YTD June 2009/2010

Part I Crimes		YTD June 2010	YTD June 2009	% Change
VIOLENT	Homicide	0	0	N/C
	Rape	0	1	-100%
	Robbery	0	3	-100%
	Aggravated Assault by Vic. Cnt	2	2	0%
PROPERTY	Res. Burglary	0	0	N/C
	Comm. Burglary	1	4	-75%
	Burglary Total:	1	4	-75%
	Theft	9	9	0%
	Car Prowls (included in Thefts)	1	3	-67%
	Theft Total:	10	12	-17%
	Auto Theft	2	0	N/C
TOTAL VIOLENT:		2	6	-67%
TOTAL PROPERTY:		13	16	-19%
FBI INDEX:		15	22	-32%

Address Ranges

8000-8499 La Mesa Bl
 4600-4699 Acacia
 4675-4701 Date
 4674-4695 Nebo
 4661-4711 Spring
 4600-4799 Palm
 4700-4799 3rd
 4700-4799 4th



Grossmont Center Crime Report

YTD June 2009/2010

Part I Crimes		YTD June 2010	YTD June 2009	% Change
VIOLENT	Homicide	0	0	N/C
	Rape	1	0	N/C
	Robbery	6	5	20%
	Aggravated Assault by Vic. Cnt	0	2	-100%
PROPERTY	Res. Burglary (Not Applicable)	0	0	N/A
	Comm. Burglary	3	2	50%
	Burglary Total:	3	2	50%
	Theft	113	91	24%
	Car Prowls (included in Theft Totals)	8	17	-53%
	Theft Total:	121	106	14%
	Auto Theft	18	8	125%
TOTAL VIOLENT:		7	7	0%
TOTAL PROPERTY:		142	116	22%
FBI INDEX:		149	123	21%

Address

5500 Grossmont Center Dr.

N/C = Not Calculable

N/A = Not Applicable




Grossmont Hospital Crime Report

YTD June, 2009/2010

Part I Crimes		YTD June 2010	YTD June 2009	% Change
VIOLENT	Homicide	0	0	N/C
	Rape	0	0	N/C
	Robbery	0	2	-100%
	Aggravated Assault by Vic. Cnt	1	0	N/C
PROPERTY	Res. Burglary (Not Applicable)	0	0	N/A
	Comm. Burglary	0	1	-100%
	Burglary Total:	0	1	-100%
	Theft	3	10	-70%
	Car Prowls (included in Theft Totals)	9	4	125%
	Theft Total:	12	14	-14%
	Auto Theft	0	2	-100%
TOTAL VIOLENT:		1	2	-50%
TOTAL PROPERTY:		12	17	-29%
FBI INDEX:		13	19	-32%

Address

5555 Grossmont Center Dr.



N/C = Not Calculable