

La Mesa Police Department

Operations Report

January – March 2010



Alan Lanning

Chief of Police

Law Enforcement Operations and Statistics

Part 1 Crimes and Patrol Statistics

The first quarter of 2010 saw a significant increase in our crime rates in the majority of categories. In comparison with the first quarter of 2009, Property Crimes increased by 47% and Violent Crimes by 9%. As noted in the final Operations Report for 2009, last year La Mesa had its lowest crime rate since 1967, at 35.7 Part 1 crimes per 1,000 residents. The first quarter of last year had the lowest number of crimes of the four quarters in 2009 and that has somewhat magnified the percentage increase found in comparing the first quarter of 2010 to the first quarter of 2009.

The most significant crime increases were seen in the three Property Crime categories. "Burglary" increased by 60% (44 cases), "Theft" by 41% (118 cases), and "Auto Theft" by 63% (40 cases).

Within the "Burglary" category, "Commercial Burglary" increased by 147%, from 19 cases to 47. We have not noted any significant commercial burglary series in the East County region, so at this point there is not a clear explanation for this increase. A possible contributing factor is a number of store security arrests of shoplifters who have been charged with burglary rather than theft, due to evidence that they entered the store with the intent to commit a theft, completing the elements of the crime of burglary. In March these circumstances accounted for about a third of the commercial burglary cases and we plan to monitor this more closely in the second quarter of the year.

As noted in the last Quarterly Operations Report, there was an increase in "Residential Burglary" in 2009 and the Police Department had planned operations for January 2010 to address this activity. Using a combination of resources, including SED officers, detectives, and patrol officers, as well as non-sworn personnel, including RSVP's and CSO's, the southwest area of the City was intensely patrolled. Detectives coordinated activity and information with the neighboring jurisdictions, who had reported similar increases in residential burglary activity. Over the course of two weeks in January, personnel generated more than 300 contacts and made 12 burglary related arrests. The number of residential burglaries fell from 31 in January, to 24 in February, to only 15 in March, with 15 representing a fairly normal number of cases.

The significant increase in "Auto Theft" in the first quarter of this year was related to increased thefts of Honda products, primarily vehicles manufactured in the 1990's. This pattern of theft has been seen before and results from both commercial theft operations, where vehicles are stolen, stripped, and then sold for parts, and "joyriding" activities. The Department is working with the Regional Auto Theft Task Force to address this problem.

In the first quarter of this year we have also seen a significant increase in the number of vehicle burglaries. There is a clear trend of vehicles in residential areas being targeted, including single-family and multi-family areas, and less activity in the Crime Focus areas of Grossmont Center, Grossmont Hospital, and the trolley stations. Department personnel have conducted several special enforcement operations in an effort to address this increase and the Department has also made public information announcements to make residents aware of the problem, the most common locations and time frames of vehicle burglaries, and encourage the use of various prevention measures and practices. Based on contacts with our neighboring law enforcement agencies, we know that this increased activity has not been exclusive to La Mesa and we are maintaining regular communication with those agencies as part of our efforts to address this crime problem. The next Quarterly Operations Report will include an update on this issue.

The number of Violent Crimes rose by 9% in the first quarter of 2010, due to an increase of "Aggravated Assaults" from 20 to 31. As noted before, "Aggravated Assaults" are counted by the number of victims rather than incidents, per the Uniform Crime Reports guidelines. The number of "Rape" and "Robbery" cases both fell, as shown in the accompanying "Part 1 Crimes and Patrol Statistics" report.

Several successful robbery investigations have been conducted or completed in the first quarter of the year. A 22 year old La Mesa resident was identified as a suspect in a series of commercial robberies and arrested. He has been charged in connection with six liquor store robberies and a bank robbery in East County, including three La Mesa robberies; the AM/PM gas station on Murray Drive, the Mart Liquor Store on La Mesa Blvd, and the Union 76 station at El Paso Street and Lake Murray Boulevard.

Robbery detectives have noted an increase in "arranged robberies", where victims are initially contacted through a social network, such as "Craig's List", and a meeting is arranged to purchase or sell an item. Two examples of this happened in La Mesa, with arrests made in both cases. In the first case, two teenage males and a juvenile female companion arranged to meet two men at Red Lobster on Murray Drive, who were selling an "iPhone" on "Craig's List." The suspects subsequently pepper sprayed the victims and stole the phone. All three suspects were arrested and charged with robbery. A similar cell phone robbery at the Denny's lot on Alvarado Road was closed by San Diego PD as part of a robbery series in their City.

In other La Mesa robbery cases:

- Two men who robbed the AM/PM on Massachusetts Avenue at knifepoint were caught by a La Mesa Patrol Officer a short distance away, with the assistance of the Sheriff's Department.
- Two suspects with extensive criminal histories were arrested for the robbery of a woman in the Wal-Mart parking lot.

- A suspect who robbed the Shell Station on Dallas was arrested by La Mesa Patrol Officers responding to the reported robbery. The suspect was connected to a similar case in San Carlos and is a “third strike felon.”
- The suspect in the San Diego County Credit Union robbery, from Fletcher Parkway, was arrested by the San Bernardino County Sheriff’s Department near the Twenty-Nine Palms Marine Corp Base. He is a suspect in another bank robbery and the FBI is leading the investigation of those cases.

As part of the Regional Robbery Initiative, quarterly meetings of the robbery detectives from all agencies continue to be held. In addition, La Mesa Police personnel joined with the FBI to conduct “Robbery Update Training” for businesses. The training was held on January 7th at the La Mesa Community Center.

The Patrol Division statistics for the first quarter of 2010 are included in your report. The total number of hours worked in the first quarter of 2010 was slightly less than the number worked in 2009. Despite an 18% increase in calls for service, officers were able to maintain the same level of self-initiated activity, including a 13% increase in the total number of citations, traffic warnings, and field interviews.

Special Enforcement Detail

The Special Enforcement Detail (SED) was involved in several enforcement operations during the 1st quarter of 2010. They assisted the Traffic Unit in an enforcement operation aimed at DUI probationers and assisted detectives in a parole and probation enforcement operation targeting subjects with burglary related criminal histories. They also took part in a joint trolley line enforcement operation with the El Cajon Police Department’s Gang Suppression Team.

SED prepared and/or assisted in serving four search warrants this quarter. These cases dealt with an indoor marijuana grow, in which seventy-three plants were seized, and a second drug case involving heroin possession/sales. The other two cases involved search warrants for the homes of commercial burglary suspects and the suspect in an attempted homicide case.

SED officers assisted detectives in six investigative call-outs. These involved cases for an assault with a deadly weapon, surveillance in a commercial burglary investigation, an interview of a suspect in custody for a vehicle burglary and interviews of three potential confidential informants.

Other highlights of the work of the SED officers this quarter include:

- Vehicle burglary “Bait Car” operations, which netted the arrest of two burglars

- Security checks and contacts at local hotels/motels, resulting in five arrests
- Three stolen vehicles recovered with multiple suspects arrested
- Ten wanted parolees arrested
- Asset seizures of \$16,000 in cash and a vehicle
- The recovery of five stolen firearms
- Assisted the Regional Auto Theft Task Force in arrest operations at the culmination of "Operation Hotel California"
- Apprehended a suspect wanted from Texas for child sex crimes
- Apprehended two registered sex offenders for failure to comply with registration requirements

SED officers continue to attend a variety of meetings to regularly share information, including meetings with State Parole, the District Attorney's East County Gang Investigations Unit, San Diego State University Police Department's Special Operations Unit, San Diego Police Department's Gang Suppression Team, the regional county Human Trafficking Task Force, and the Rosebud Managers' group.

SED 1st Quarter Activity Summary		
Activity	1st Quarter 2010	1st Quarter 2009
Felony Arrests	31	15
Misdemeanor Arrests	20	6
Field Interviews	91	18
Citations	29	1
Vehicle Impounds	15	1
Probation Searches	120	45
Parole Searches	78	12

Narcotics Task Force

Our Narcotics Task Force (NTF) detective is part of a squad that continues to assist the local Drug Enforcement Administration's Tactical Diversion Squad with the investigation of OxyContin sales. This has been of great benefit to him, providing him with an opportunity to gain knowledge and expertise in OxyContin related investigations.

Our SED officers are continuing to monitor marijuana dispensary operations in La Mesa. Our NTF detective has been of assistance in these efforts, by providing background information on known dispensary operations and subjects related to them.

During this quarter our NTF detective received a tip from "CrimeStoppers" and as a result, was able to identify a suspect and conduct a search of the suspect's

residence, in La Mesa. The suspect was arrested on charges related to the illegal sale of prescription medications.

Regional efforts to eradicate illegal outdoor marijuana grows are expected to start in April and our NTF detective will be part of those operations.

Gang Issues and Enforcement

Based on CAL-Gangs, probation, and parole statistics, there are 118 documented gang members living in La Mesa at the end of the first quarter of 2010. This number can fluctuate due to the transient nature of some gang members.

Our detective assigned to the East County Gang Task Force continues to be actively involved in task force cases and assists in cases in La Mesa that are gang related or may have gang connections. During this quarter he assisted in the investigation of an assault that happened at the Heritage Inn in March. While one of the subjects in the case is a documented gang member and other involved subjects have gang affiliations, the information from the investigation indicates the assault was not gang motivated.

Domestic Violence

Attached to your report is a summary of reported Domestic Violence cases for the past three years, 2007-2009, as well as the first quarter of 2010. The number of cases continue to rise in comparison to prior years but we have not clearly identified a cause for this increase.

Registered Sex Offenders

At the end of the first quarter of 2010 the total number of sex registrants living in La Mesa remained at 73. All registrants are in compliance with their registration requirements.

Parolees and Probationers

Attached to your report are three charts showing the parolee population in La Mesa at the end of the first quarter of 2010 and the primary offense for which they were committed to prison. 127 parolees were identified as living in La Mesa, a 10% decrease from the same time frame in 2009.

Two charts are included in this quarter's report on the number of adults living in La Mesa who are on probation and a summary of the offenses for which probation was granted.

Traffic Collisions / Citations / Enforcement Operations

In the first quarter of the year four intersections had two collisions each. Those were:

- Amaya Drive & Fletcher Parkway, with one collision caused by a DUI driver and the other due to unsafe speed.
- Jackson Drive & Fletcher Parkway, both due to violation of signs or signals.
- Jackson Drive & Murray Drive, with one due to unsafe speed and the other due to violation of signs or signals.
- Massachusetts Avenue & Waite Drive, with one due to unsafe speed and the other due to an unsafe start or backing.

The Department has a current "Click It or Ticket" seatbelt awareness and enforcement grant, which runs through September 2010. During this quarter the Traffic Unit coordinated three enforcement operations under this grant and issued 114 citations for seatbelt violations.

1st Quarter Citations and Collisions				
Violation	1st Quarter 2010		1st Quarter 2009	
	Citations	Collisions	Citations	Collisions
Right of Way	9	3	15	10
Speeding	153	7	163	21
Following Too Close	1	0	2	0
Violation of Sign/Signal	273	8	238	5
Unsafe Backing/Start	2	6	1	4
Improper Turn	39	9	39	17
Wrong Side of Road	9	1	6	4
Unsafe Lane Change	3	0	2	0
Passing Violation	16	0	3	0
Pedestrian Right of Way	1	0	2	1
Pedestrian Violation	17	1	26	2
Alcohol Related	13	7	6	15
Other Hazardous	13	19	15	25
License/Registration	115	0	93	0
Equipment	408	0	450	0
Littering	2	0	1	0
Other Non-Hazardous	218	1	167	0
Total	1,292	62	1,229	104

During this quarter the Traffic Unit identified the following locations as the top three traffic complaint locations and responded as indicated.

Dugan Avenue: Unsafe speed

The Traffic Unit recently received this complaint and plans to respond during the upcoming quarter.

7700 El Paso Street: Unsafe speed

The Traffic Unit has dedicated more enforcement time to this area but to date no speed violations have been detected. One citation for a seatbelt violation was issued.

Lemon Avenue & Glen Street: Unsafe speed

The Traffic Unit has provided additional enforcement time in the area and issued one citation for a seatbelt violation, along with several citations for equipment violations.

In January the Department submitted an application to the California Office of Traffic Safety for an award under the 2011 "Police Traffic Services" grant. The total grant award being sought is \$173,000. If awarded, the grant will fund enforcement operations targeting seatbelt, speed, and sign/signal violations, six DUI checkpoints, six DUI saturation patrol operations, four DUI warrant sweeps, four court sting/drivers license checkpoint operations, and three DUI probation surveillance operations. Funding was also requested for a drug prevention and highway safety program, designed for K-12 students and presented in a school assembly format, along with equipment and supplies for DUI and traffic enforcement operations.

DUI Prevention and Enforcement

This quarter Traffic Unit personnel conducted four DUI enforcement operations in La Mesa and the East County region. All four were funded under our Office of Traffic Safety "DUI Enforcement and Awareness" grant, which runs through September 2010. In addition to this grant, the Department also has a current "Avoid the DUI" enforcement grant, which runs through September 2011.

On March 29th the Department took delivery of a new variable message sign trailer that was purchased with funds provided from our "DUI Enforcement and Awareness" grant. The trailer will be used for a variety of traffic safety warning and education operations.

The following tables provide information on annual DUI arrest and collision data, as well as DUI operations during the past quarter.

DUI Operations – 1st Quarter 2010						
Date	Type	Vehicles Screened	Sobriety Tests Done	Arrests	Citations	Vehicle Impounds
January 8 th	Checkpoint	726	4	2-DUI 1-drug possession	22	14
January 21 st	Court Sting	488, with 36 secondary screenings for drivers license, DUI probation status inquiries	1	1 - DUI	22	21
February 26 th	DUI Warrant Sweep	N/A	N/A	5-DUI Warrant	N/A	N/A
March 17 th	Saturation Patrol	34 traffic stops	18	1-DUI	21	0

DUI Arrests & Collisions Summary / 2002-2010		
Year	Arrests	Collisions
2002	167	61
2003	199	53
2004	219	52
2005	233	55
2006	260	69
2007	235	56
2008	238	53
2009	222	42
2010 – 1 st Quarter	65	12

Community Resource Unit Activities and Information

School Resource Officers

Officer McNamara- Helix Charter High SRO: During the first quarter of the year Officer McNamara continued to work with ABC staff in an ongoing investigation of a local liquor store suspected of selling alcohol to minors. She held a series of

meetings with other School Resource Officers to share information and address issues related to off-campus activity by Helix students and coordinated security measures during a demonstration in front of Helix High to protest state budget cuts. Over the course of the past three months she has conducted fifteen criminal investigations, made two home welfare checks of students, and conducted three truancy checks.

Teaching and training continue to be an important part of Officer McNamara's duties. This quarter she provided training for patrol officers on school lock down procedures. She continues to serve as a senior project advisor for two students and made three presentations to student classes. Working with school staff, she developed and implemented an on-line "bullying" incident report form and also sent five educational e-mails to school staff on a variety of topics. Officer McNamara also held an after-school presentation for parents on technology safety.

Officer McNamara participated in two school attendance meetings with students and also participated in sixty-six student/parent meetings and forty-seven school staff meetings. Finally, she assisted La Mesa officers working with the Police Officers' Association to identify seven students who received sports or school equipment through the Association's "Officers Helping East County Youth" grant program.

Officer Hinton – La Mesa-Spring Valley School District SRO: Officer Hinton has continued with efforts to address traffic issues at our elementary and middle schools, meeting with each school principal in La Mesa. He has enlisted the support of the Traffic Unit to assist with specific traffic enforcement in front of Parkway Middle School. Officer Hinton was also involved in the decision to change the school bus entry and exit routes to and from Parkway Middle School, in an effort to improve traffic issues before and after school. During this quarter he conducted twelve criminal investigations, resulting in seven arrests, and assisted the Probation Department with three student home visits. He also attended two East County School Resource Officer Meetings with Grossmont Unified School District officials and attended the "Rosebud Managers" meeting to answer question about property damage issues related to the students from nearby schools.

During this quarter Officer Hinton gave a total of nineteen school presentations on topics covering good citizenship, bullying, theft, juvenile law and the juvenile justice system, and the duties and work of police officers. He also assisted Parkway Middle School Principal Cyndi Sutton with revisions to the "School Lockdown/Secure Campus" procedures for that campus and assisted with two lockdown drills.

Officer Hinton attended ten meetings with school staff, parents, and students on a variety of student behavior or performance issues.

The Department was very proud to announce this quarter that Officer Hinton was nominated by all of the La Mesa elementary and middle school principals to receive the "ROSE" (Recognition for Outstanding Service to Education) Award from the La

Mesa – Spring Valley Education Foundation. The official awards presentation will be made at the school board meeting on April 20, 2010, at the district office.

Crime Prevention Specialists

CPS Mike Gleason: CPS Gleason continued to work on the volunteer graffiti abatement program known as the “Paint Out Posse.” The “Paint Out Posse” currently has eight citizens who contribute regularly to the effort by looking for and reporting graffiti to the Graffiti Hot Line (466-3789). Their efforts are complemented by volunteers who, along with CPS Gleason, respond to the graffiti sightings and remove or cover the vandals’ markings. There are now thirteen members who help with painting out the tags as they are found. New members are generally recruited from callers using the Graffiti Hot Line to report graffiti.

Typically, graffiti reported on the Hot Line is removed by CPS Gleason on Tuesdays and Thursdays, though there are occasional instances that present special challenges and may require more time. The volunteers respond on a time available basis. Communication between Gleason and the volunteers is typically done by e-mail however these volunteers also initiate their own “search and cover” activities.

CPS Gleason continued to facilitate the efforts of property owners and police personnel to identify and resolve issues related to crime and “quality of life” concerns. This is done by conducting monthly meetings and including a “mini-police academy” component to these meetings, which allows the Police Department to educate the participating property managers about the resources, respective roles and methods of the Police Department, and how these citizens can be helpful in the Police Department’s efforts to maintain a safe and orderly environment on Rosebud Lane and the surrounding area. These meetings are held on the second Tuesday of each month at the La Mesa Police Department.

CPS Heather Lindquist: During the 1st quarter, Crime Prevention Specialist Heather Lindquist conducted two Neighborhood Watch Meetings along with six community presentations. These included putting together a commercial robbery training class with the Investigations Unit, conducted station tours for schools and Cub Scout Troops in the City of La Mesa, and presented safety information for the female employees of a La Mesa business. She also spent several days assisting with the special operations in the southwest portion of the City, related to residential burglaries.

CPS Lindquist spent a great deal of time during the first quarter of the year on Crime Analysis activities and training in the absence of a full time Crime Analyst, due to the retirement of Crime Analyst Carol Fasching in December. CPS Lindquist applied for the position of Crime Analyst and the Department is very pleased to announce she was successful and has been appointed to the Crime Analyst position.

RSVP and Storefront Activities

Activity	1st Quarter 2010	1st Quarter 2009
Volunteer Hours	3,869	3,740
Vacation Home Checks	55	113
“You Are Not Alone” home visits	94	125
Vehicles marked for 72 hour parking	231	323
Vehicles towed for 72 hour parking	21	8
Parking Citations	256	301
Net Storefront Revenue	\$14,235	\$16,124
RSVP Staff	54	55

Attachments:

- 1st Quarter 2010 Part 1 Crimes & Patrol Statistics Report
- Domestic Violence Statistics
- Resident Parolees/Probationers Quarterly Report
- Crime Focus Areas and Events Reports
 - Robbery Statistics
 - MTS Trolley
 - La Mesa Village
 - Grossmont Center
 - Grossmont Hospital

La Mesa Police Department
1st Quarter 2010, Part I Crimes
and Patrol Statistics

CITY OF LA MESA
Alan Lanning, Chief of Police



Prepared by: Crime Analysis

April 14, 2010

2010 First Quarter Crime Statistics

Section One.....Uniform Crime Report Part I Crimes (2 pages)

Section Two.....Patrol Statistics (1 page)

Section Three.....Domestic Violence Statistics (1 page)

La Mesa Police - 1st Quarter Crime Statistics - 2010



		2009				Year to Date Change		
		1st Qtr.	2nd Qtr.	3rd Qtr.	4th Qtr.	THIS YTD	LAST YTD	YTD % Change
VIOLENT CRIMES:								
Homicide		0	0	0	0	0	0	0%
	CLEARED	0	0	0	0	0	0	0%
Rape		5	1	4	1	3	5	-40%
	CLEARED	4	2	4	1	3	4	-25%
Robbery		31	21	32	28	27	31	-13%
	CLEARED	19	12	10	19	11	19	-42%
Aggravated Assault		20	27	27	28	31	20	55%
	CLEARED	16	19	23	23	18	16	13%
PROPERTY CRIMES:								
Res. Burglary		54	71	68	58	70	54	30%
Comm. Burglary		19	21	35	29	47	19	147%
Burglary Total:		73	92	103	87	117	73	60%
	CLEARED	10	11	7	3	20	10	100%
Theft> \$400		96	92	81	92	128	96	33%
	Car Prowls	151	145	109	113	186	151	23%
Theft \$400 or less		195	226	195	211	281	195	44%
Theft Total:		291	318	276	303	409	291	41%
	CLEARED	50	79	73	90	88	50	76%
	Auto Theft	64	50	50	75	104	64	63%
	CLEARED	4	10	2		4	4	0%
TOTAL VIOLENT:		56	49	63	57	61	56	9%
	CLEARED	70%	67%	59%	75%	52%	70%	*-18%
TOTAL PROPERTY:		428	460	429	465	630	428	47%
	CLEARED	15%	22%	19%	20%	18%	15%	*75%
FBI INDEX:		484	509	492	522	691	484	43%
	CLEARED	21%	26%	24%	26%	21%	21%	*39%
VIOLENT RATE	PER 1,000 POP.					4.2/K	4.0/K	
PROPERTY RATE	PER 1,000 POP.					44.3/K	30.2/ K	
INDEX RATE	PER 1,000 POP.					48.6/K	34.2/K	

*Percentage change by number of crimes cleared



AUTOMATED
REGIONAL JUSTICE
INFORMATION SYSTEM

1ST QUARTER CRIME STATISTICS 2010 - Robbery & Theft Breakdown

	2009				Year to Date Change		
	1st Qtr.	2nd Qtr.	3rd Qtr.	4th Qtr.	THIS YEAR	LAST YEAR	YTD % Change
Robbery							
Street/Highway	16	6	16	15	11	16	-31%
Commercial	6	6	7	7	5	6	-17%
Gas or Service Station	3	0	1	1	3	3	0%
Chain Store	1	5	4	1	3	1	200%
Residential	3	1	4	1	3	3	0%
Bank	1	0	3	0	2	1	100%
** Miscellaneous	1	3	1	3	0	1	-100%
TOTAL	31	21	32	28	27	31	-13%
YTD Cleared Cases	41% solved	9	12	10	19	11	22%
Theft							
Pocket-Picking	0	2	0	0	0	0	0%
Purse Snatching	4	1	2	0	2	4	-50%
Shoplifting	52	85	80	99	99	52	90%
From Motor Vehicles	117	124	87	108	182	117	56%
Motor Vehicle Parts & Acc.	34	21	22	16	4	34	-88%
Bicycles	10	10	5	7	8	10	-20%
From Buildings	34	41	46	47	51	34	50%
From Coin Operated Machines	0	3	1	2	0	0	0%
All Others	40	31	33	24	63	40	58%
TOTAL	291	318	276	303	409	291	41%
YTD Cleared Cases	25% solved	57	49	73	90	101	77%

N/C = Not Calculable

La Mesa Police - Patrol Statistics 1st Quarter 2010

(Source: Officer's Daily Report- Patrol Logs)

		1st Qtr	2nd Qtr	3rd Qtr.	4th Qtr.	Year To Date Change		
		2009	2009	2009	2009	1st QTR 2010	1st QTR 2009	YTD % Change
Origin:	Primary	4,721	5,165	5,528	5,619	5,567	4,721	18%
	Cover	3,615	3,931	4,261	4,267	3,958	3,615	9%
	Officer Initiated	6,070	6,037	5,458	5,573	6,040	6,070	0%
Dispo:	Arrest	404	425	415	453	389	404	-4%
	Report	1,208	1,237	1,162	1,164	1,334	1,208	10%
	No Report	12,590	13,189	13,525	13,612	13,478	12,590	7%
Reports:	Part I	558	616	611	633	724	558	30%
	Other	666	674	605	639	607	666	-9%
	Follow-ups	51	51	55	52	65	51	27%
Arrests:	Felony	127	124	150	166	110	127	-13%
	Misdemeanor	198	242	206	236	196	198	-1%
	Citizen	27	36	28	39	28	27	4%
	Warrant	64	63	48	45	58	64	-9%
	Detentions	53	74	70	75	76	53	43%
Traffic:	Hazardous Citations	780	1,109	638	654	1,024	780	31%
	Non-Hazardous Cites	443	475	403	420	460	443	4%
	Parking Citations	1,282	1,167	1,095	1,114	888	1,282	-31%
	Warnings	1,118	976	954	893	1,141	1,118	2%
	Accidents / PDO's	69	63	89	74	85	69	23%
	Impounds	215	196	174	182	183	215	-15%
Contacts:	Field Interviews	245	230	267	260	298	245	22%
	Citizen Contacts	1,047	875	1,176	1,215	808	1,047	-23%
	Security Checks	1,669	1,690	1,430	1,391	1,390	1,669	-17%
Other:	Transports	342	346	337	354	324	342	-5%
	Community Project Time/mins.	165	160	155	215	37	165	-78%
Regular Hours		13,862	13,935	14,963	15,033	13,586	13,862	-2%
Overtime Hours		965	708	717	887	1,132	965	17%
Non Directed Time**		30.3%	33.3%	33.9%	32.4%	31.5%	30.3%	4%

Domestic Violence Statistics

Penal Code Section 13700(a) defines “Abuse”, with respect to Domestic Violence, as “Intentionally or recklessly causing or attempting to cause bodily injury, or placing another person in reasonable apprehension of imminent serious bodily injury to himself or herself, or another.”

Penal Code Section 13700(b) defines “Domestic Violence” as “Abuse committed against an adult or fully emancipated minor who is a spouse, former spouse, cohabitant, former cohabitant, or person with whom the suspect has had a child or is having or has had a dating or engagement relationship. For purposes of this subdivision, “cohabitant means two unrelated adult persons living together or a substantial period of time, resulting in some permanency of relationship. Factors that may determine whether persons are cohabiting include, but are not limited to, (1) sexual relations between the parties while sharing the same living quarters, (2) sharing of income or expenses, (3) joint use or ownership of property, (4) whether the parties hold themselves out as husband and wife, (5) the continuity of the relationship, and (6) the length of the relationship.”

Mo./Yr.	YTD	Guns	Knives	Other	Hands	No Weapon	Total
01-07	26	0	0	2	22	2	26
02-07	59	1	1	1	27	3	33
03-07	94	1	1	1	29	3	35
04-07	129	0	0	2	31	2	35
05-07	165	0	1	3	28	4	36
06-07	193	1	0	2	24	1	28
07-07	230	0	0	5	29	3	37
08-07	254	0	0	2	19	3	24
09-07	270	0	0	1	14	1	16
10-07	295	0	0	0	22	3	25
11-07	322	0	1	4	19	3	27
12-07	347	0	0	1	24	0	25
01-08	32	0	1	9	21	1	32
02-08	60	1	0	1	25	1	28
03-08	84	0	1	2	15	6	24
04-08	115	0	3	1	21	6	31
05-08	138	0	0	3	17	3	23
06-08	174	0	0	2	30	4	36
07-08	212	0	1	1	30	6	38
08-08	247	0	1	3	25	6	35
09-08	286	0	0	4	29	6	39
10-08	309	0	0	3	18	2	23
11-08	353	1	1	6	35	1	44
12-08	394	0	0	5	32	4	41
01-09	26	0	0	2	23	1	26
02-09	53	0	0	1	24	2	27
03-09	89	0	1	0	33	2	36
04-09	125	0	0	3	26	7	36
05-09	170	0	0	5	35	5	45
06-09	199	1	0	2	20	6	29
07-09	234	0	0	5	32	7	44
08-09	284	0	0	1	33	7	41
09-09	321	0	1	1	34	1	37
10-09	364	0	1	5	37	0	43
11-09	395	1	1	6	22	1	31
12-09	419	0	1	5	17	1	24
01-10	38	0	1	5	30	2	38
02-10	76	0	1	7	21	9	38
03-10	104	0	0	2	24	2	28

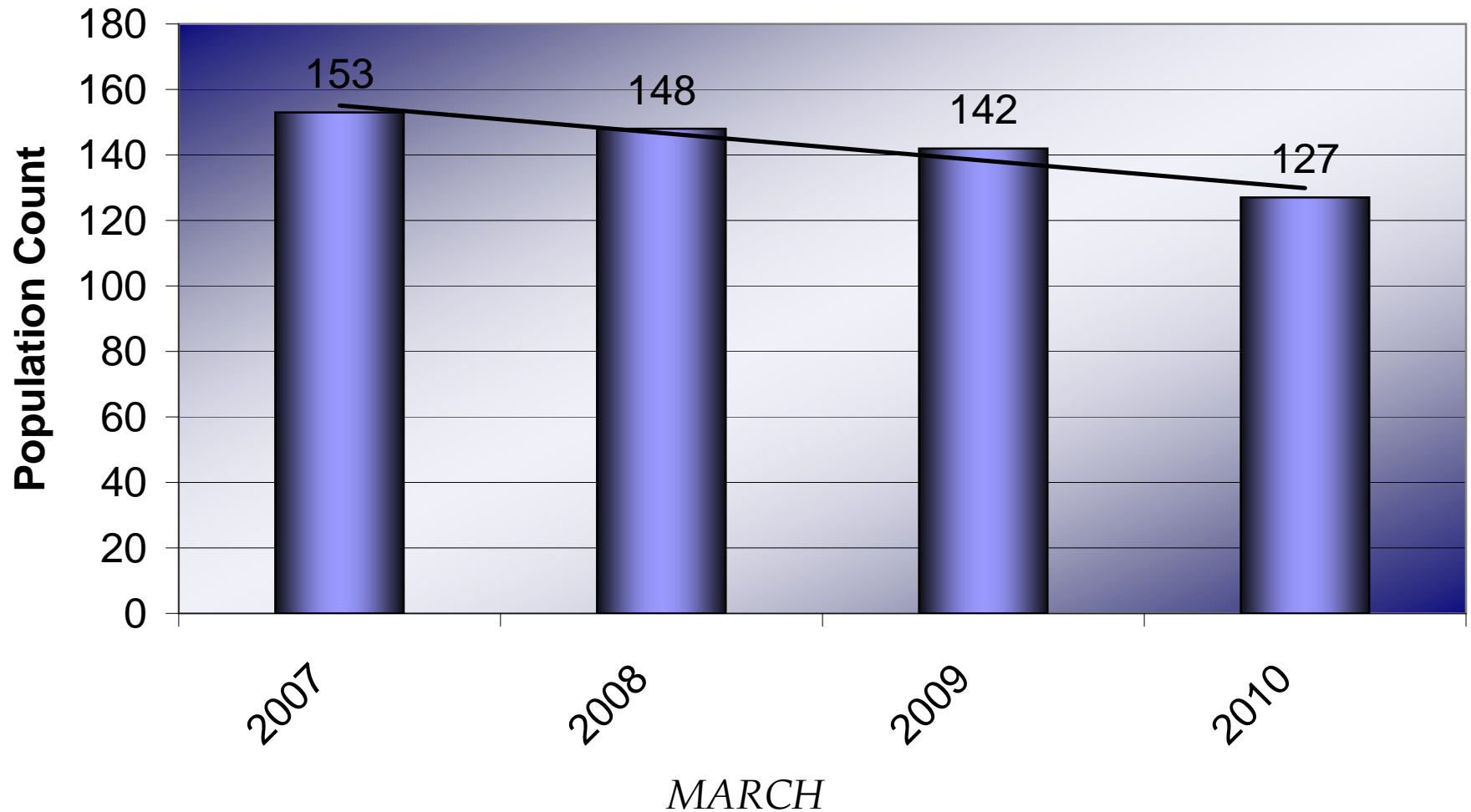
2010 First Quarter Offender Data

Section One.....Parolee Populations in La Mesa (3 pages)

Section Two.....San Diego County Adult Probationers
Living in La Mesa (2 Pages)

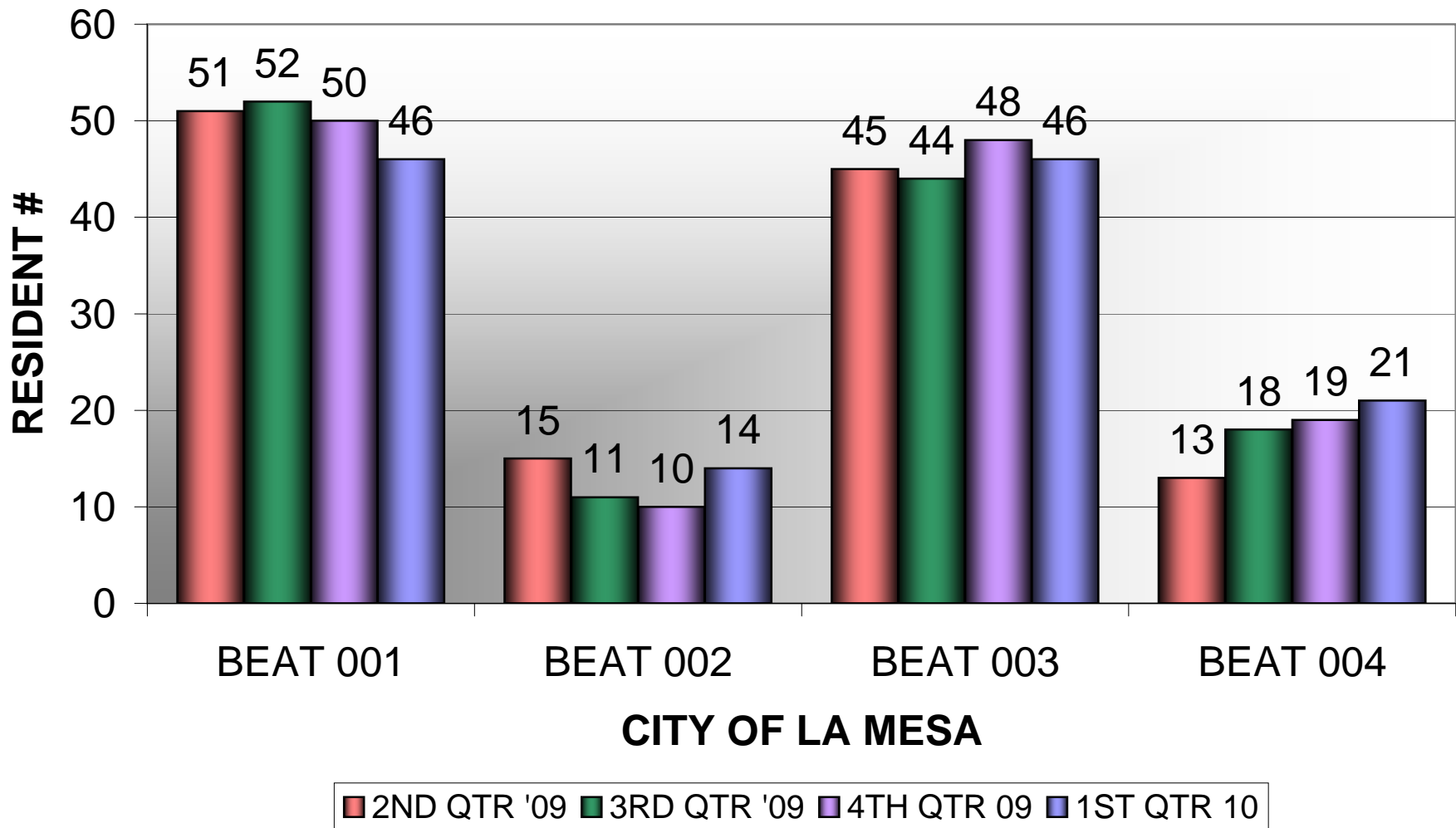
Offender Populations Fluctuations

1ST QTR. Parole Population Residing in La Mesa

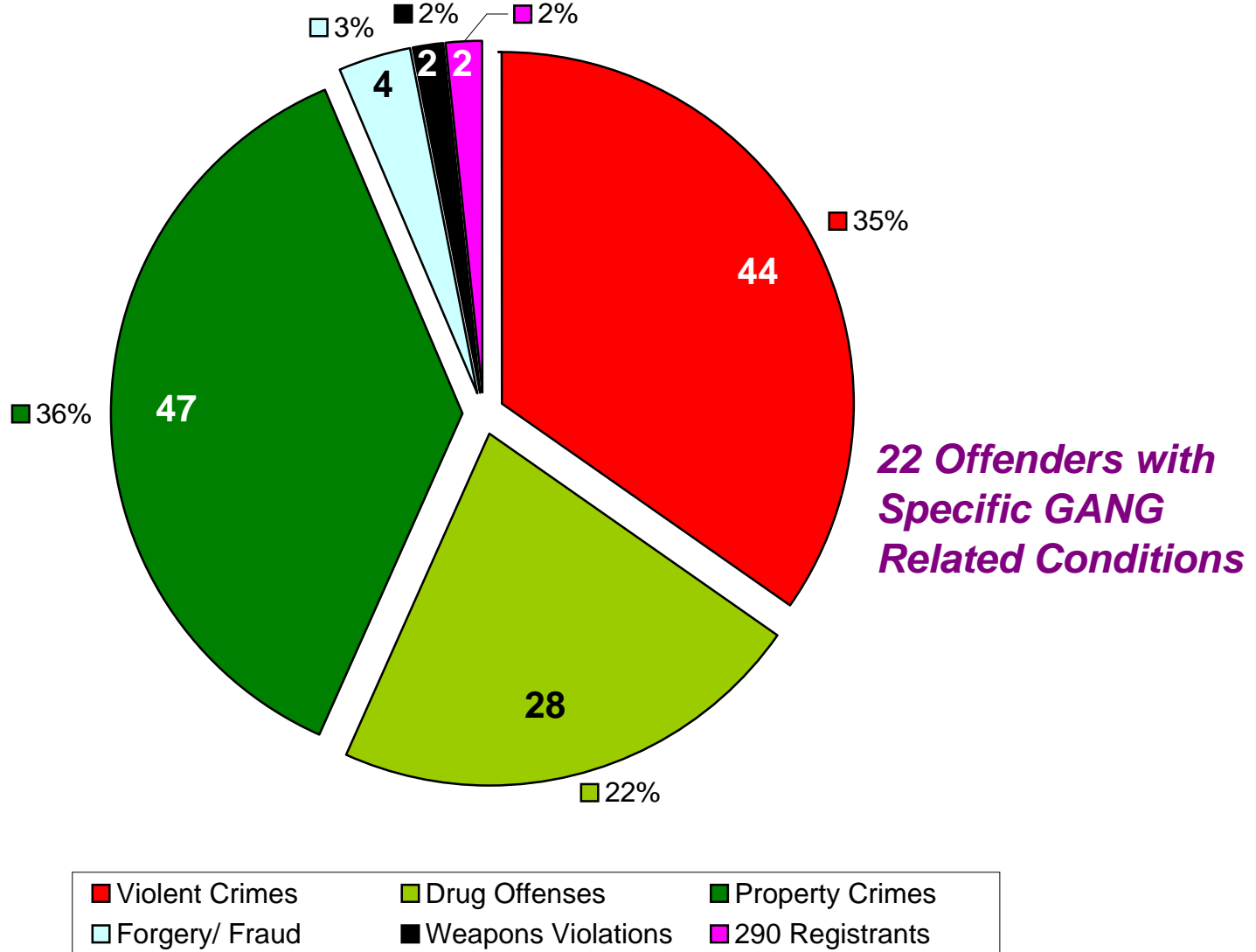


Compiled by Crime Analysis
from CA Dept. of Corrections LEADS Data,
Federal Probation and
CA Youth Authority

PAROLEE POPULATION CHANGES By Beat



Parolees by Offense Type
 Primary Conviction Offenses for 127 Paroled
 Offenders Living in La Mesa



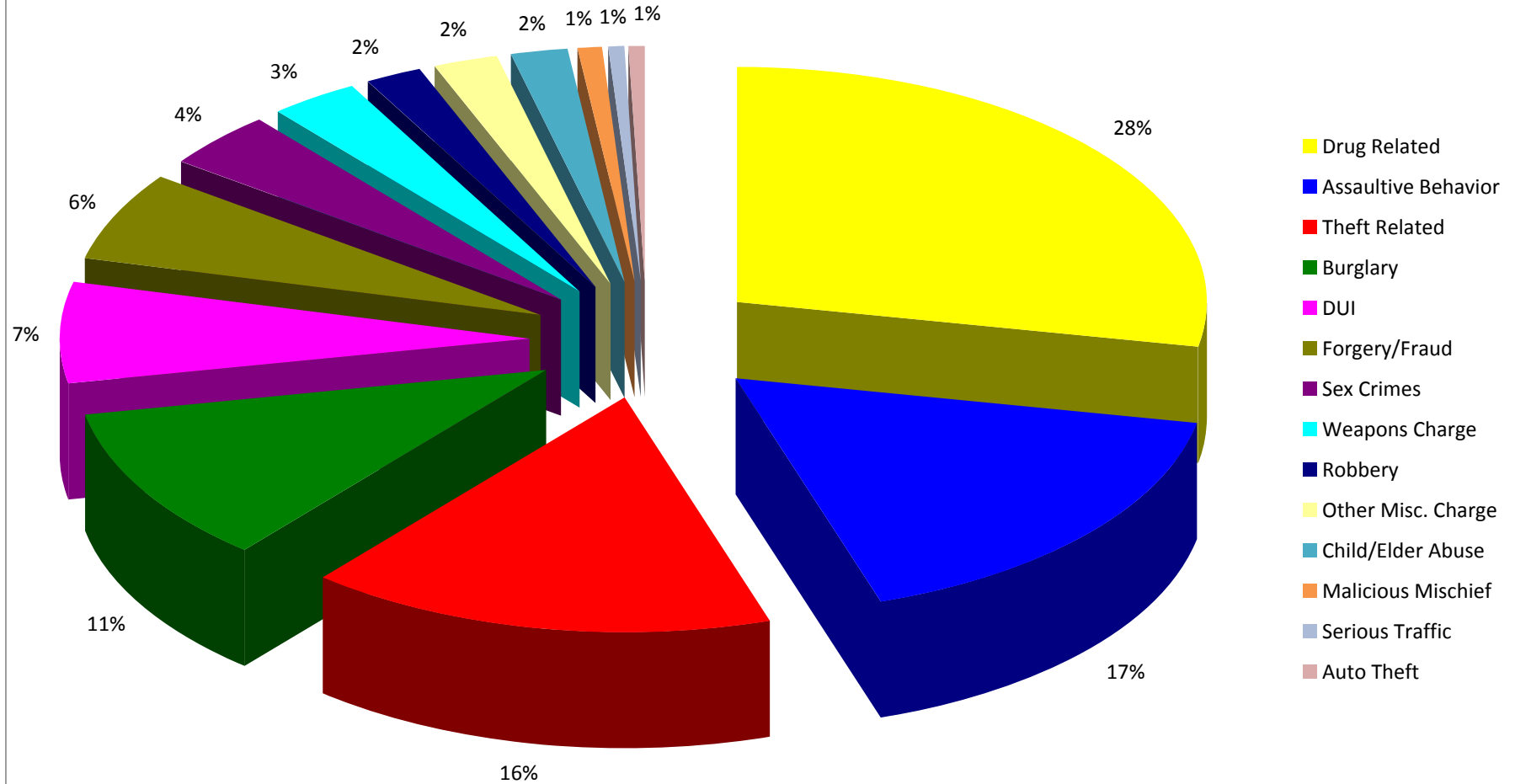
*Fourth Qtr. 2009 Adult Probationers
Living in the City of La Mesa*

Actual Charge / Aggregated Charge Types

RANK	TOP TEN PROBATION CHARGES	COUNT
1	BURGLARY/UNSPECIFIED	42
2	POSSESS CONTROLLED SUBSTANCE	40
3	ASSAULT W/DEADLY WEAPON OTHER THAN FIREARM OR GBI FORCE	21
3	POSSESS NARCOTIC CONTROLLED SUBSTANCE	21
4	POSS CONTROLLED SUBSTANCE FOR SALE	15
5	DUI ALCOHOL AND/OR DRUGS	13
6	THEFT	12
7	EVADE PEACE OFFICER WITH WANTON DISREGARD FOR SAFETY	9
7	POSSESS MARIJUANA/HASHISH FOR SALE	9
8	GRAND THEFT BY EMPLOYEE/SERVANT/ETC (\$400 OR MORE)	8
8	INFLECT CORPORAL INJURY ON SPOUSE/COHABITANT	8
8	RECEIVE/ETC KNOWN STOLEN PROPERTY	8
9	POSSESS CONCENTRATED CANNABIS	7
10	GRAND THEFT FROM PERSON	6
10	TRANSPORT/SELL CONTROLLED SUBSTANCE	6
10	TRANSPORT/SELL NARCOTIC/CONTROLLED SUBSTANCE	6

COUNT	PERCENT	CHARGE TYPE
107	29%	Drug Related
53	15%	Theft Related
42	12%	Burglary
39	11%	Assaultive Behavior
31	9%	Forgery/Fraud
16	4%	DUI
16	4%	Weapons Charge
13	4%	Serious Traffic
11	3%	Child/Elder Abuse
10	3%	Sex Crimes
7	2%	Other Misc. Charge
7	2%	Robbery
4	1%	Malicious Mischief
2	1%	Auto Theft
358	100%	Grand Total

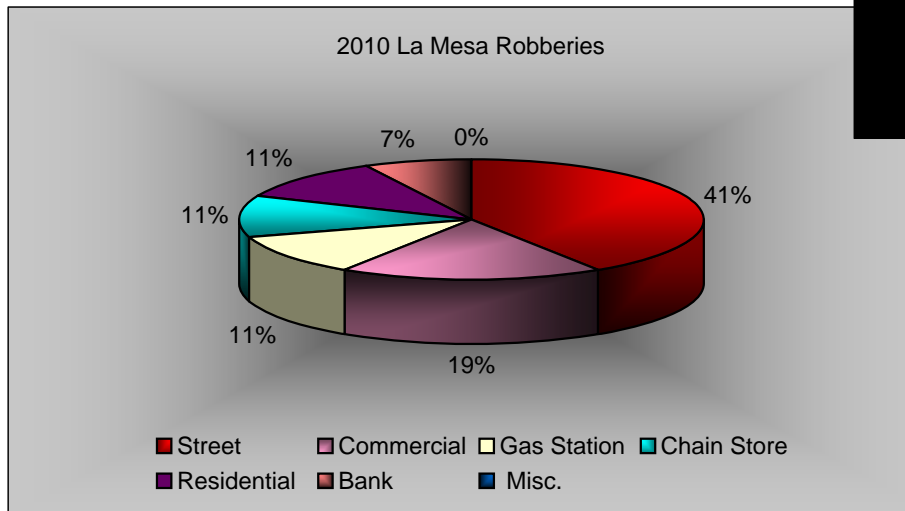
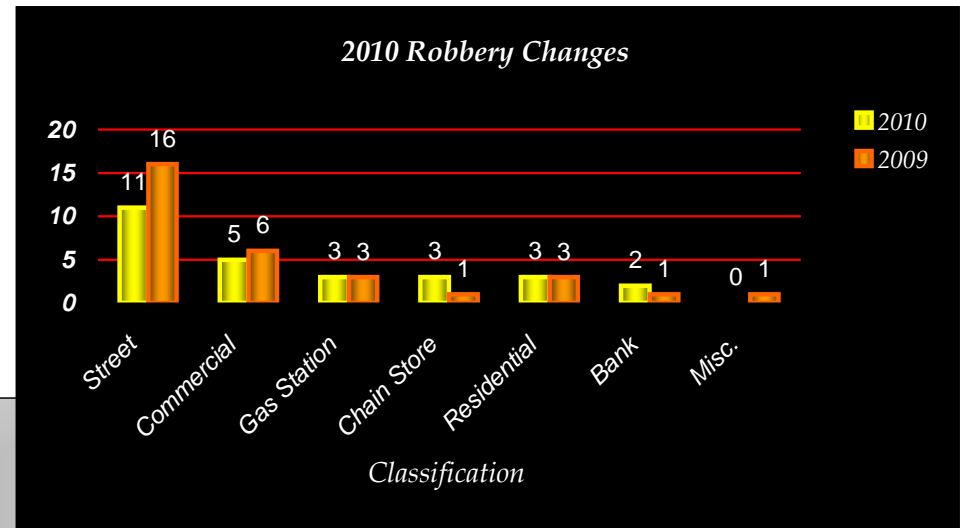
SD County Adult Probation Conviction Offenses by Type



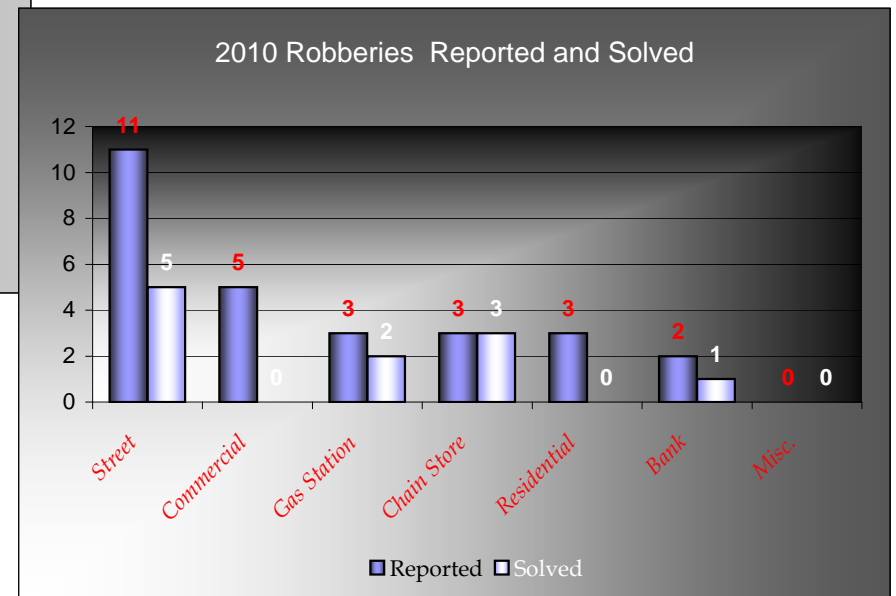
2010 First Quarter Crime Focus Areas and Events

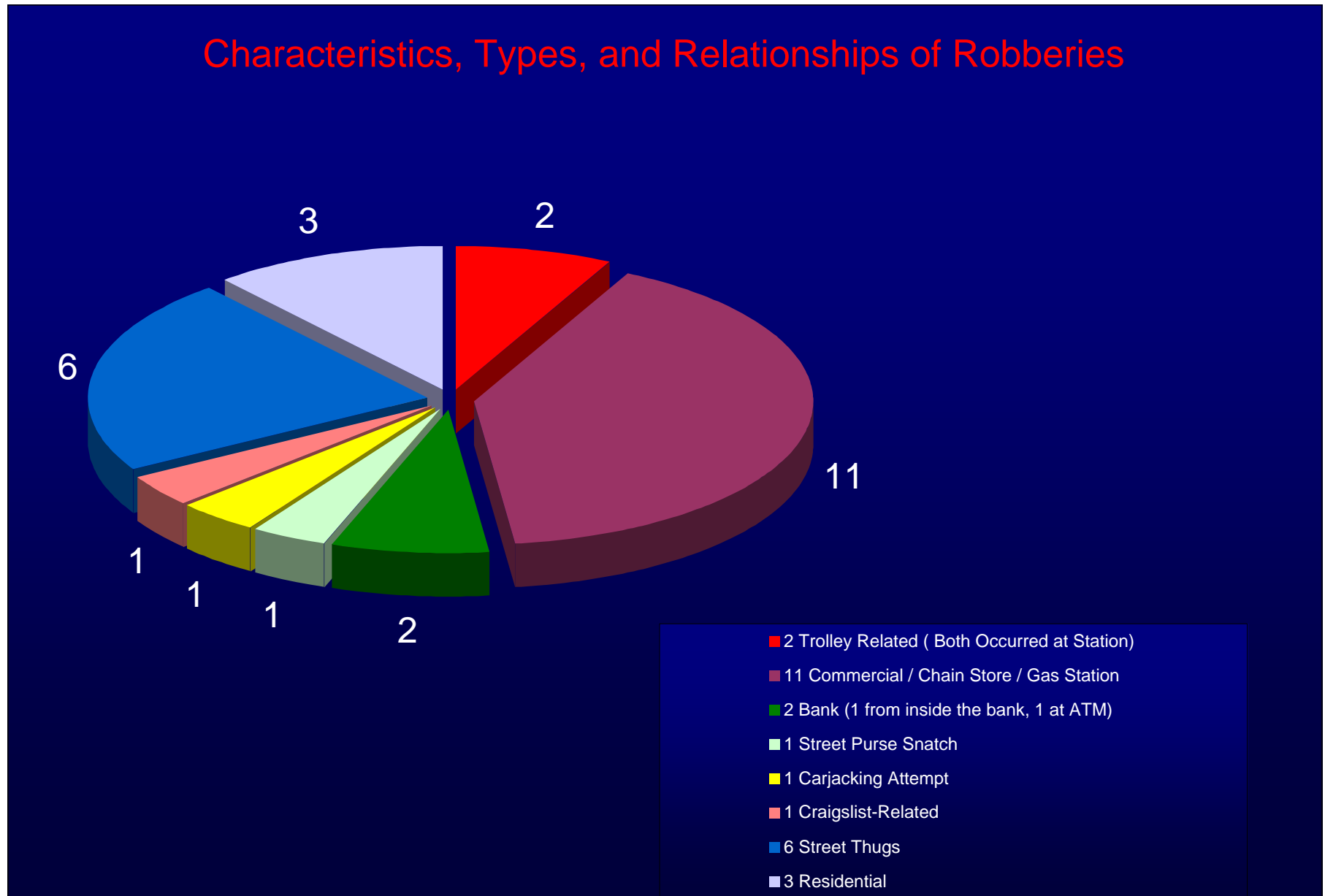
Section One.....	Robbery, UCR Part I Sub Categories (Page 1) Analysis by Pattern and Series (Page 2)
Section Two.....	MTS Trolley Crime Report (Part I Crimes) Trolley Station Location Detail La Mesa Village Report (Part I Crimes) Grossmont Center Crime Report (Part I Crimes) Grossmont Hospital Crime Report (Part I Crimes)

Reported Robberies	YTD Totals		Change
	2010	2009	
Street	11	16	-31%
Commercial	5	6	-17%
Gas Station	3	3	0%
Chain Store	3	1	200%
Residential	3	3	0%
Bank	2	1	100%
Misc.	0	1	-100%
TOTAL	27	31	-13%



Robbery Solved	2010		
	Reported	Solved	%
Street	11	5	45%
Commercial	5	0	0%
Gas Station	3	2	67%
Chain Store	3	3	100%
Residential	3	0	0%
Bank	2	1	50%
Misc.	0	0	0%
TOTAL	27	11	41%





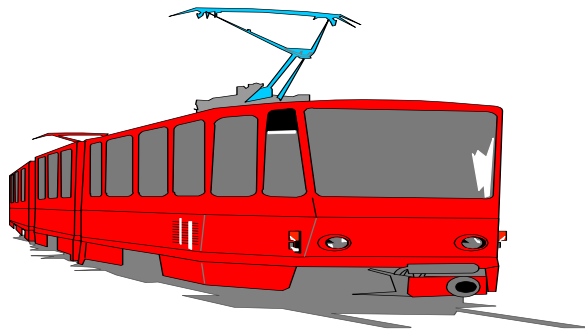
MTS Trolley Crime Report

YTD March 2009/2010

Part I Crimes		YTD March 2010	YTD March 2009	% Change
VIOLENT	Homicide	0	0	N/C
	Rape	0	0	N/C
	Robbery	2	2	0%
	Aggravated Assault by Vic. Cnt	0	0	N/C
PROPERTY	Res. Burglary	N/A	N/A	N/A
	Comm. Burglary	0	0	N/C
	Burglary Total:	0	0	N/C
	Theft	1	3	-67%
	Car Prowls (included in Theft Totals)	0	4	-100%
	Theft Total:	1	7	-86%
	Auto Theft	0	0	N/C
TOTAL VIOLENT:		2	2	0%
TOTAL PROPERTY:		1	7	-86%
FBI INDEX:		3	9	-67%

Location Addresses

7255 Alvarado Road
 9100 Amaya Ct
 8601 Fletcher Py
 8248 La Mesa Bl
 4250 Spring St.



N/C = Not Calculable

La Mesa Trolley Locations

Part I Crimes Reported to La Mesa Police

YTD March, 2009 and 2010

2009

Station Name	Homicide	Rape	Robbery	Aggravated Assault	Burglary	Larceny/ Theft	Vehicle Theft	Arson	Total	Location Address	Larceny / Car Prowl
Alvarado Road	0	0	0	0	0	1	0	0	1	7255 Alvarado Road	1
Amaya Ct.	0	0	0	0	0	1	0	0	1	9100 Amaya Ct	0
Grossmont Center	0	0	0	0	0	0	0	0	0	8601 Fletcher Py	0
La Mesa Blvd	0	0	1	0	0	0	0	0	1	8248 La Mesa Bl	0
Spring St	0	0	1	0	0	2	0	0	3	4250 Spring St.	1
TOTAL	0	0	2	0	0	4	0	0	6		2

2010

Station Name	Homicide	Rape	Robbery	Aggravated Assault	Burglary	Larceny/ Theft	Vehicle Theft	Arson	Total	Location Address	Larceny / Car Prowl
Alvarado Road	0	0	0	0	0	0	0	0	0	7255 Alvarado Road	0
Amaya Ct.	0	0	0	0	0	0	0	0	0	9100 Amaya Ct	0
Grossmont Center	0	0	1	0	0	0	0	0	1	8601 Fletcher Py	0
La Mesa Blvd	0	0	0	0	0	1	0	0	1	8248 La Mesa Bl	0
Spring St	0	0	1	0	0	0	0	0	1	4250 Spring St.	0
TOTAL	0	0	2	0	0	1	0	0			0

La Mesa Village Crime Report

YTD March 2009/2010

Part I Crimes		YTD March 2010	YTD March 2009	% Change
VIOLENT	Homicide	0	0	N/C
	Rape	0	0	N/C
	Robbery	0	2	-100%
	Aggravated Assault by Vic. Cnt	0	1	-100%
PROPERTY	Res. Burglary	0	0	N/C
	Comm. Burglary	0	1	-100%
	Burglary Total:	0	1	-100%
	Theft	4	5	-20%
	Car Prowls (included in Thefts)	1	1	0%
	Theft Total:	5	6	-17%
	Auto Theft	0	0	N/C
TOTAL VIOLENT:		0	3	-100%
TOTAL PROPERTY:		5	7	-29%
FBI INDEX:		5	10	-50%

Address Ranges

8000-8499 La Mesa Bl
 4600-4699 Acacia
 4675-4701 Date
 4674-4695 Nebo
 4661-4711 Spring
 4600-4799 Palm
 4700-4799 3rd
 4700-4799 4th



Grossmont Center Crime Report

YTD March 2009/2010

Part I Crimes		YTD March 2010	YTD March 2009	% Change
VIOLENT	Homicide	0	0	N/C
	Rape	1	0	N/C
	Robbery	2	3	-33%
	Aggravated Assault by Vic. Cnt	0	0	N/C
PROPERTY	Res. Burglary (Not Applicable)	0	0	N/A
	Comm. Burglary	1	0	N/C
	Burglary Total:	1	0	N/C
	Theft	55	41	34%
	Car Prowls (included in Theft Totals)	4	9	-56%
	Theft Total:	59	50	18%
	Auto Theft	13	6	117%
TOTAL VIOLENT:		3	3	0%
TOTAL PROPERTY:		73	56	30%
FBI INDEX:		76	59	29%

Address

5500 Grossmont Center Dr.

N/C = Not Calculable

N/A = Not Applicable




Grossmont Hospital Crime Report

YTD March, 2009/2010

Part I Crimes		YTD March 2010	YTD March 2009	% Change
VIOLENT	Homicide	0	0	N/C
	Rape	0	0	N/C
	Robbery **	0	2	-100%
	Aggravated Assault by Vic. Cnt	0	0	N/C
PROPERTY	Res. Burglary (Not Applicable)	0	0	N/A
	Comm. Burglary	0	0	N/C
	Burglary Total:	0	0	N/C
	Theft	2	5	-60%
	Car Prowls (included in Theft Totals)	4	2	100%
	Theft Total:	6	7	-14%
	Auto Theft	0	1	-100%
TOTAL VIOLENT:		0	2	-100%
TOTAL PROPERTY:		6	8	-25%
FBI INDEX:		6	10	-40%

Address

5555 Grossmont Center Dr.



N/C = Not Calculable