

La Mesa Police Department

Operations Report

2009



Alan Lanning

Chief of Police

Law Enforcement Operations and Statistics

Part 1 Crimes and Patrol Statistics

2009 ended with a 12% reduction in Part 1 Crimes, compared to 2008. This included a 6% drop in Violent Crimes and a 13% drop in Property Crimes. The year ended with an overall Part 1 Crime rate of 35.7 per 1,000 residents, the lowest rate since 1967.

As noted at the end of the third quarter, with the exception of Residential Burglary, we continue to see downward trends in the Property Crime categories. Commercial Burglary fell by 10%, Auto Theft by 28%, and Vehicle Burglary (listed as "Car Prowls") by 35%.

Residential Burglary increased by 33% in 2009 compared to 2008. As discussed in the Quarterly Operations Reports during 2009, there have been several different series or periods of increased activity of residential burglaries throughout 2009. This activity has generally been seen in the southwest area of the City, typically south of El Cajon Boulevard and west of Spring Street, with some periods of time where the activity expanded to the east of Spring Street. Similar periods of increased residential burglary activity have been seen in the adjacent areas of San Diego and Lemon Grove.

Department staff have planned operations for January 2010 to combat this increased burglary activity and are coordinating planning and activities with both the San Diego Police Department and San Diego Sheriff's Department.

The number of Violent Crimes fell by 6% in 2009. This included an 8% decrease in robberies. In the detailed report of robbery activity you will see that "Street Robberies", our single largest category of robbery types, fell by eleven cases, or 18%.

During the 4th quarter of 2009 the Investigations Unit and SED worked very closely and successfully to solve a street robbery series. These robbers used a combination of physical assault and the brandishing of a firearm in several different robberies, targeting cash, cellular telephones, and other electronics. Three juveniles and two adults from the Schoolridge Lane/Normal Avenue area were arrested for a total of eight robberies. Probation searches were conducted in these cases producing evidence, including video shot by the robbers of themselves posing with a revolver, drugs, and suspected stolen electronics.

Focusing on regional robbery series, the "Backroom Bandit" committed an armed robbery of Suzie's Hallmark, 5648 Lake Murray Blvd., along with 19 other armed robberies throughout San Diego County, targeting female employees in retail establishments. The suspect was identified by fingerprints and arrested late last year as he attempted to enter Mexico at the San Ysidro border crossing.

Between August and December, the "Long Jaw Bandit" was suspected of robbing 38 businesses throughout the county with a simulated firearm, including three in La Mesa (Office Depot, Staples, and the 7-11 at Lake Park Way and Baltimore Drive). The suspect in these cases was identified and taken into custody in December.

The Patrol Division statistics are included in your report and show a decrease in calls-for-service compared to the same time frame last year, of 2%.

Special Enforcement Detail

This has been the Special Enforcement Detail's (SED) third year since its inception. Over the course of 2009, SED has made several changes to enhance its capabilities in combating crime and crime trends.

Some of the significant changes have been the increased use of informants to not only gain information to arrest criminals but also for information about ongoing crimes in the City. An example of this was the pedestrian robbery series in the Normal Avenue area. SED utilized a citizen informant to gain information on potential suspects and where they lived. There were many examples of significant arrests for illicit drugs from using informants during the year.

During 2009 SED blended a mixture of uniformed and non-uniformed tactics and procedures. Although the use of marked police vehicles and uniforms are successful in combating street crime, using undercover tactics, such as unmarked cars and street clothes, has expanded SED's ability to target more prolific criminals who may not be easily recognizable as suspects. For example, there have been several instances where plainclothes SED officers have witnessed crimes in progress. During one arrest, SED officers watched a parolee (on parole for auto theft) prowl around vehicles in the Wal-Mart parking lot. He was taken into custody and was found to have a tool for stealing vehicles.

Several other times, SED watched as drug deals took place. In one instance, SED watched as a convicted felon stashed a sawed-off rifle with a silencer in the bushes near an SED unmarked vehicle. After the arrest the suspect was found to be in possession of a stolen vehicle and several computers taken from a series of commercial burglaries in the City of San Diego.

SED led and assisted with many different types of enforcement operations over the last year, targeting gangs, trolley facilities, methamphetamine possession and sales, probationers and parolees, prostitution, and outstanding arrest warrants.

Beginning in 2009 SED staff were included in our call-out notifications when there were violent crimes which might involve in-depth investigations and, in appropriate cases, assisted in both the initial investigation as well as aspects of the follow up investigation. SED staff are available to patrol officers for assistance with criminal or

citizen informants. The following are brief summaries of how SED staff assisted in a number of call-outs this year:

- Robbery / Kidnapping, Larsen Way – two parolees in custody
- Shooting, Heritage Inn – gang related (ECGTF), suspect in custody
- Stabbing, La Mesa Trolley – gang related (ECGTF), actually occurred in SD
- Shooting, Grossmont Trolley – series related, suspect in custody
- Beat 1 Robbery series – three call-outs, four suspects in custody

Over the last year SED has seized the following cash, firearms, and drugs:

Currency

\$16,985.00

Firearms

Handguns – 7

Shotguns – 2

Rifles (with silencers) – 2

Rifle (sawed off) – 1

Machine gun – 1 (“TEC-22”)

Illegally Possessed Prescription Medication

Vicodin – 144 tablets

Morphine – 13 tablets

Oxycontin – 15 tablets

Suboxone – 5 tablets

Xanax – 6 tablets

Illicit Street Drugs (net weight)

Marijuana – 18 pounds, 3.2 ounces

Methamphetamine – 78 grams (approximately 2 ½ ounces)

Heroin – 151.2 grams (over 5 ounces)

Cocaine (powder) – 2.2 grams

SED staff attended the following training classes in 2009:

- Sergeant Bell – Supervisory Leadership Institute, Cal-Gangs, Officer Involved Shooting Case Management, Legal Update, Confidential Informant Course, Oxycontin, Search Warrant Update

- Officer Delgado – SDPD Gang Suppression Team training, Confidential Informant Course, Oxycontin, Advanced Gang Investigator, FBI Statement Analysis, Surveillance Training
- Officer Wisler – Standardized Field Sobriety Test Course, Oxycontin, FBI Statement Analysis, Cal-Gangs, Surveillance Training
- Officer Herrin – SDPD Gang Suppression Team Training, Surveillance Training, Marijuana Dispensaries

SED also provided training to Department personnel and members of the community.

- LMPD Training Bulletin on Oxycontin
- LMPD Training Bulletin on California Department of Corrections inmate ID number system
- Line-up training on gangs, field interviews, and enforcement stops
- Rosebud Managers meeting

SED 4th Quarter and Annual Activity Summary				
Activity	4th Quarter 2009	4th Quarter 2008	2009	2008
Felony Arrests	29	9	78	68
Misdemeanor Arrests	29	25	72	92
Field Interviews	43	80	177	393
Citations	24	5	63	24
Vehicle Impounds	13	2	24	21
Probation Searches	73	52	295	175
Parole Searches	52	19	128	73

Narcotics Task Force

The 2009 outdoor marijuana growing season ended in mid-October 2009. The Narcotics Task Force (NTF) Detective participated in over 100 hours of eradication.

Our NTF Detective and the team he is assigned to continue to regularly assist the DEA Tactical Diversion Squad with the investigation of Oxycontin sales, primarily in affluent North County areas.

Oxycontin is a prescription painkiller used for moderate to high pain relief associated with injuries, bursitis, dislocations, fractures, neuralgia, arthritis, lower back pain, and pain associated with cancer. Oxycontin contains oxycodone, the medication's active ingredient, in a timed-release tablet. Oxycodone products have been illicitly abused for the past 30 years.

Oxycodone is a Schedule II narcotic analgesic and is widely used in clinical medicine. It is marketed either alone as controlled release and immediate release formulations, or in combination with other non-narcotic analgesics such as aspirin or acetaminophen. The introduction in 1996 of Oxycontin led to a marked escalation of its abuse as reported by drug abuse treatment centers, law enforcement personnel, and health care professionals. Although the diversion and abuse of Oxycontin appeared initially in the eastern United States, it has now spread to the western United States.

The effects include euphoria and feelings of relaxation. The most serious risk associated with Oxycontin is respiratory depression. Common side effects are constipation, nausea, sedation, dizziness, vomiting, headache, dry mouth, sweating, and weakness. Taking a large single dose could cause severe respiratory depression that can lead to death.

While conducting training for La Mesa Patrol Officers the NTF Detective received information from several officers that illegal Oxycontin use and sales are happening in La Mesa. The NTF Detective has notified Patrol Officers and SED Officers that he would like to be notified of any Oxycontin related arrests or contacts, in the hopes of gathering intelligence on the drug's prevalence in La Mesa.

The NTF Detective and SED continued to monitor the presence of medical marijuana dispensaries reported operating in the City of La Mesa. Several subpoenas were issued in December 2009 for information related to these investigations.

Gang Issues and Enforcement

Based on CAL-Gangs, probation, and parole statistics, there are 113 documented gang members living in La Mesa at the end of 2009. This number can fluctuate due to the transient nature of some gang members.

During the 4th quarter, the East County Gang Task Force Detective participated in twenty details with the task force. These details focused on several areas, including illegal weapons traffic, illegal drug sales, surveillance related to gang investigations, and enforcement of probation and parole conditions.

In October several task force members assisted our Department with security and enforcement operations during Oktoberfest. In December, the gang detective and several members from his unit executed probation searches on seven different probationers with gang conditions living in the City of La Mesa.

Domestic Violence

Attached to your report is a summary of reported Domestic Violence cases for the past three years, 2007-2009. The number of cases is up 6.3% from last year but

this is a smaller rate of increase than was seen at the end of the third quarter of 2009, due to a decline of 9% in the fourth quarter of 2009 compared to 2008.

Registered Sex Offenders

At the end of the 2009 the total number of sex registrants living in La Mesa was 73, a decrease of 2 from last quarter. All registrants are in compliance with their registration requirements.

Parolees and Probationers

Attached to your report are three charts showing the parolee population in La Mesa at the end of 2009 and the primary offense for which they were committed to prison. The 129 parolees identified as living in La Mesa at the end of 2009 is down 7% from last year.

Two charts are included in this quarter's report on the number of adults living in La Mesa who are on probation and a summary of the offenses for which probation was granted.

DUI Prevention and Enforcement

The following tables provide information on annual DUI arrest and collision data, as well as DUI operations during the past quarter.

DUI Arrests & Collisions Summary / 2002-2009		
Year	Arrests	Collisions
2002	167	61
2003	199	53
2004	219	52
2005	233	55
2006	260	69
2007	235	56
2008	238	53
2009	222	42

This quarter Traffic Unit personnel conducted four DUI enforcement operations in La Mesa and participated in a joint operation with the San Diego Police Department and San Diego State University Police Department. These operations are funded through a variety of grants from the California Office of Traffic Safety.

We currently have three DUI related grants in progress. The "DUI Enforcement and Awareness Grant" and the "DUI Mini Grant" are operational until September 2010. The regional "Avoid the DUI" grant continues until September 2011.

DUI Operations						
Date	Type	Vehicles Screened	Sobriety Tests Done	Arrests	Citations	Vehicle Impounds
October 31 st	Saturation Patrol	38 traffic stops	19	1-DUI 1-DUI Warrant	14	4
October 31 st	Checkpoint Joint operation with San Diego PD and SDSU PD, in San Diego	Not reported	Not reported	Not reported	Not reported	Not reported
November 10 th	DUI Warrant Sweep	N/A	N/A	4-DUI Warrant	N/A	N/A
December 18 th	Checkpoint	829	4	2-DUI	23	11
December 31 st	Saturation Patrol	27 traffic stops	6	2-DUI 1-Possession Marijuana	15	5

Traffic Collisions / Citations / Enforcement Operations

Two collisions happened at the intersection of Spring Street and La Mesa Boulevard, one due to a violation of sign or signals, and the other due to an unsafe start. This was the only intersection with multiple collisions reported for the fourth quarter of 2009.

Our most recent grant period for "Click It or Ticket", the seatbelt awareness and enforcement program, began in the last quarter of 2009. One enforcement operation was conducted in November and resulted in 236 citations being issued and 7 vehicles being impounded.

Traffic Unit officers participated in the monthly "County-wide Inter-agency Traffic Enforcement (CITE) detail in November in National City. Through the combined efforts of all the participating agencies, 303 citations were issued and 30 vehicles impounded.

Citations and Collisions				
Violation	2009		2008	
	Citations	Collisions	Citations	Collisions
Right of Way	53	24	185	48
Speeding	517	58	1251	65
Following Too Close	6	9	3	7
Violation of Sign/Signal	1033	25	1158	36
Unsafe Backing/Start	5	22	8	17
Improper Turn	137	79	125	100
Wrong Side of Road	35	12	43	4
Unsafe Lane Change	16	3	14	0
Passing Violation	11	1	29	2
Pedestrian Right of Way	3	3	5	10
Pedestrian Violation	98	6	177	10
Alcohol Related	28	42	34	53
Other Hazardous	88	103	41	108
License/Registration	481	1	961	0
Equipment	1787	0	1752	1
Littering	8	0	13	0
Other Non-Hazardous	814	0	1362	2
Total	5120	388	7161	463

During the 4th Quarter of the year the Traffic Unit received 1 traffic complaint/enforcement request.

6300 Falmouth Drive: Parking violations

The Traffic Unit dedicated extra enforcement activity to the area on three occasions but no violations were found.

Community Resource Unit Activities and Information

School Resource Officers

Officer McNamara – Helix Charter High SRO: During the 4th quarter, in addition to her routine duties, Officer McNamara attended several meetings with local business owners to address on-going issues involving students. She worked with Department of Alcoholic Beverage Control agents in coordinating an on-going investigation against a local liquor store for selling liquor to minors before school. She also coordinated multiple extra patrol saturation details in front of the school with the assistance of patrol officers and conducted 7 truancy checks for students.

She assisted the “Officers Helping East County Youth” program in sponsoring 11 kids for sports/school equipment. This program was developed by La Mesa Police Officer Andrew Golembiewski and sponsored in conjunction with the La Mesa Police Officers’ Association, to provide aid to area youth.

Officer McNamara attended the REMS Grant “Threat Protocol” training and the annual SRO conference, which covers SRO legal/procedural/crime trend updates. She held several meetings with local SRO’s to discuss and resolve ongoing issues with Helix students, and attended the monthly SRO meetings.

Officer McNamara participated in school interviews that were printed in the school paper and shown on the school news show, regarding the “Click It or Ticket” seatbelt enforcement campaign. She also participated in selection interviews for a new Campus Security Officer.

During the quarter Officer McNamara held 115 student/parent meetings and attended 76 school staff meetings. She participated in 3 SARB/threat assessment meetings, conducted 18 criminal investigations, 2 home welfare checks, sent 6 educational e-mails to school staff, made 15 classroom presentations, and assisted with 2 evacuation drills. As part of her responsibilities for campus security, she coordinated security operations for five Helix football games, involving both La Mesa PD and Helix campus security personnel.

Officer Hinton – La Mesa-Spring Valley School District SRO: During the 4th Quarter, School Resource Officer Hinton completed two “Good Citizens” / “Bill of Rights” presentations, a “Kids Watch” presentation, two “Juvenile Law Class” presentations, a Fire Safety presentation, and completed six criminal investigations with two arrests. Officer Hinton administered eight principal/teacher/parent/student conferences, completed five student home visits with the Probation Department, and conducted two school lockdown drills. He also attended three East County SRO Meetings with Grossmont Unified High School District Officials and attended a meeting with La Mesa-Spring Valley School District officials and the Probation Officer assigned to the district.

During this quarter Officer Hinton attended the National School Resource Officer Conference, three school faculty meetings, and a meeting on “Terrorist Screening.” Officer Hinton wrote a department training bulletin on “School Lockdown / Secure Campus” procedures, worked Campus Security for three Helix High School football games, worked in our City booth at the Oktoberfest, and participated in “Star Pal’s” Junior Seau Football Training Clinic for kids.

Officer Hinton continued with efforts to address traffic concerns and issues with each and every school principal in the City of La Mesa. Officer Hinton had City Engineering paint a red curb at the intersection of Gregory and Howell, near Northmont Elementary School, to assist with traffic issues and student safety in the immediate area. The red curb project was completed in less than 2 weeks.

Crime Prevention Specialists

CPS Mike Gleason: CPS Gleason continued to work on the volunteer graffiti abatement program known as the "Paint Out Posse". The "Paint Out Posse" currently has thirteen citizens who contribute regularly to the effort by looking for and reporting graffiti to the Graffiti Hot Line (466-3789). Their efforts are complimented by volunteers who, along with CPS Gleason, respond to the graffiti sightings and remove or cover the vandals' markings. This includes a mother-daughter team that has begun "clean up walks" along University Avenue and El Cajon Boulevard. New members are generally recruited from callers using the Graffiti Hot Line to report graffiti.

Typically, graffiti reported on the Hot Line is removed by CPS Gleason on Mondays and Thursdays, though there are occasional instances that present special challenges and may require more time. The volunteers respond on a time available basis. Communication between CPS Gleason and the volunteers is typically done by e-mail however these volunteers also initiate their own "search and cover" activities.

CPS Gleason continued to facilitate the efforts of property owners and police personnel to identify and resolve issues related to crime and "quality of life" concerns on Rosebud Lane and the surrounding area. Currently the apartment managers' group, known as the "Rosebud Rangers", meets monthly at the La Police Department. The participants consider living conditions in the Rosebud neighborhood to have improved significantly in the last two years. Calls for service to the Police Department are now primarily related to domestic disturbances, loud music, and skateboarders, whereas in the past calls were in response to groups of juveniles and young adults either fighting, committing crimes, or behaving in an intimidating manner, frightening the area's residents. The group has been helpful and cooperative in assisting the Police Department with information.

CPS Heather Lindquist: During the 4th quarter, Crime Prevention Specialist Heather Lindquist conducted three Neighborhood Watch Meetings along with sixteen community presentations. These included station tours for two schools in the City of La Mesa, station tours for several Cub Scout troops, a Crime Free Multi-Housing presentation, a presentation for KUSI news regarding "Operation Identification", a presentation for all of the La Mesa Cub Scouts regarding Heroic Actions, and a presentation at Grossmont Hospital regarding Senior Safety. She coordinated and worked the Community Resource Unit booth at the Oktoberfest and finished the last two sessions of the Citizens Academy. An additional Crime Free Multi-Housing property was added at 5401 Baltimore Drive. She was also provided training in the most imperative aspects of crime analysis, in order to keep the Department's crime statistics accurate following the retirement of long-time Crime Analyst Carol Fasching.

RSVP and Storefront Activities

Activity	2009	2008
Volunteer Hours	15,338	14,526
Vacation Home Checks	1,061	1,082
“You Are Not Alone” home visits	515	313
Vehicles marked for 72 hour parking	1,356	1,653
Vehicles towed for 72 hour violation	57	54
Parking Citations	1,100	1,287
Net Storefront Revenue	\$62,964	\$64,513
RSVP Staff	53	56

Attachments:

- 2009 Part 1 Crimes & Patrol Statistics Report
- Domestic Violence Statistics
- Resident Parolees/Probationers Quarterly Report
- Crime Focus Areas and Events Reports
 - Robbery Statistics
 - MTS Trolley
 - La Mesa Village
 - Grossmont Center
 - Grossmont Hospital

La Mesa Police Department

2009 Year-End Report

Part I Crimes, Patrol Statistics, Offender Data and Focus Crimes

CITY OF LA MESA

Alan Lanning, Chief of Police



Prepared by: H. Lindquist

January 13, 2010

2009 Fourth Quarter Crime Statistics

Section 1.....Uniform Crime Report Part I Crimes (2 pages)

Section 2.....Patrol Statistics (1 page)

Section 3.....Domestic Violence Statistics (1 page)

La Mesa Police - 4th Quarter Crime Statistics - 2009



DATA	2008				2009				Year to Date Change			
	1st Qtr.	2nd Qtr.	3rd Qtr.	4th Qtr.	1st Qtr.	2nd Qtr.	3rd Qtr.	4th Qtr.	THIS YTD	LAST YTD	YTD % Change	
VIOLENT CRIMES:												
Homicide	0	0	0	0	0	0	0	0	0	0	0%	
CLEARED	0	0	0	0	0	0	0	0	0	0	0%	
Rape	3	5	4	2	5	1	4	1	11	14	-21%	
CLEARED	3	6	1	1	4	2	4	1	11	11	0%	
Robbery	25	32	31	34	31	21	32	28	112	122	-8%	
CLEARED	15	11	9	12	19	12	10	19	60	47	28%	
Aggravated Assault	32	20	24	27	20	27	27	28	102	103	-1%	
CLEARED	24	20	17	20	16	19	23	23	80	81	-1%	
PROPERTY CRIMES:												
Res. Burglary	50	37	52	50	54	71	68	58	251	189	33%	
Comm. Burglary	38	31	13	34	19	21	35	29	104	116	-10%	
Burglary Total:	88	68	65	84	73	92	103	87	355	305	16%	
CLEARED	7	9	8	5	10	11	7	3	31	29	7%	
Theft > \$400	101	141	130	137	96	92	81	92	361	509	-29%	
Car Prowls	156	183	208	245	151	145	109	113	518	792	-35%	
Theft \$400 or less	191	229	233	241	195	226	195	211	827	894	-7%	
Theft Total:	292	370	363	378	291	318	276	303	1188	1403	-15%	
CLEARED	46	51	57	49	50	79	73	90	290	203	43%	
Auto Theft	85	106	69	74	64	50	50	75	239	334	-28%	
CLEARED	5	9	5	5	4	10	2		18	24	-25%	
TOTAL VIOLENT:	60	57	59	63	56	49	63	57	225	239	-6%	
CLEARED	70%	65%	46%	52%	70%	67%	59%	75%	67%	58%	*3%	
TOTAL PROPERTY:	465	544	497	536	428	460	429	465	1782	2042	-13%	
CLEARED	12%	13%	14%	11%	15%	22%	19%	20%	19%	13%	*25%	
FBI INDEX:	525	601	556	599	484	509	492	522	2007	2281	-12%	
CLEARED	19%	18%	17%	15%	21%	26%	24%	26%	24%	17%	*17%	
VIOLENT RATE	PER 1,000 POP.								4.0/K	4.2/K		
PROPERTY RATE	PER 1,000 POP.								31.7/K	36.0/ K		
INDEX RATE	PER 1,000 POP.								35.7/K	40.3/K		

*Percentage change by number of crimes cleared



4TH QUARTER CRIME STATISTICS - Robbery & Theft Breakdown

	2008				2009				Year to Date Change			
	1st Qtr.	2nd Qtr.	3rd Qtr.	4th Qtr.	1st Qtr.	2nd Qtr.	3rd Qtr.	4th Qtr.	THIS YEAR	LAST YEAR	YTD % Change	
Robbery												
Street/Highway	11	17	14	18	16	6	16	15	49	60	-18%	
Commercial	7	7	6	6	6	6	7	7	26	26	0%	
Gas or Service Station	0	1	1	2	3	0	1	1	5	4	25%	
Chain Store	2	1	2	3	1	5	4	1	11	8	38%	
Residential	0	1	3	3	3	1	4	1	9	7	29%	
Bank	4	2	3	0	1	0	3	0	4	9	-56%	
** Miscellaneous	1	3	2	2	1	3	1	3	8	8	0%	
TOTAL	25	32	31	34	31	21	32	28	112	122	-8%	
YTD Cleared Cases	54% solved	15	11	9	12	9	12	10	19	60	47	28%
Theft												
Pocket-Picking	0	1	0	0	0	2	0	0	2	1	100%	
Purse Snatching	1	2	4	0	4	1	2	0	7	7	0%	
Shoplifting	57	55	54	54	52	85	80	99	316	220	44%	
From Motor Vehicles	115	134	168	210	117	124	87	108	436	627	-30%	
Motor Vehicle Parts & Acc.	41	49	40	35	34	21	22	16	93	165	-44%	
Bicycles	3	5	10	5	10	10	5	7	32	23	39%	
From Buildings	45	61	42	31	34	41	46	47	168	179	-6%	
From Coin Operated Machines	5	6	0	2	0	3	1	2	6	13	-54%	
All Others	25	57	45	41	40	31	33	24	128	168	-24%	
TOTAL	292	370	363	378	291	318	276	303	1188	1403	-15%	
YTD Cleared Cases	25% solved	46	51	57	49	57	49	73	90	292	203	44%

N/C = Not Calculable

La Mesa Police - Patrol Statistics Year-End 2009

(Source: Officer's Daily Report- Patrol Logs)

		2008				2009				Year to Date Change		
		1st Qtr	2nd Qtr	3rd Qtr.	4th Qtr.	1st Qtr	2nd Qtr	3rd Qtr.	4th Qtr.	THIS YEAR	LAST YEAR	YTD % Change
Origin:	Primary	5,192	5,487	5,631	5,213	4,721	5,165	5,528	5,619	21,098	21,523	-2%
	Cover	3,707	4,006	3,936	3,844	3,615	3,931	4,261	4,267	15,804	15,493	2%
	Officer Initiated	7,149	7,119	6,159	6,191	6,070	6,037	5,458	5,573	23,902	26,618	-10%
Dispo:	Arrest	425	416	447	419	404	425	415	453	1,654	1,707	-3%
	Report	1,387	1,455	1,483	1,418	1,208	1,237	1,162	1,164	5,043	5,743	-12%
	No Report	14,089	14,645	13,723	13,062	12,590	13,189	13,525	13,612	53,476	55,519	-4%
Reports:	Part I	622	640	662	694	558	616	611	633	2,437	2,618	-7%
	Other	725	789	724	759	666	674	605	639	2,607	2,997	-13%
	Follow-ups	57	60	72	78	51	51	55	52	201	267	-25%
Arrests:	Felony	139	120	132	111	127	124	150	166	543	502	8%
	Misdemeanor	207	261	212	220	198	242	206	236	877	900	-3%
	Citizen	25	34	33	37	27	36	28	39	91	129	-29%
	Warrant	67	60	79	67	64	63	48	45	226	273	-17%
	Detentions	61	45	42	57	53	74	70	75	275	205	34%
Traffic:	Hazardous Citations	1,196	1,588	1,178	1,162	780	1,109	638	654	3,692	5,124	-28%
	Non-Hazardous Cite	492	527	438	393	443	475	403	420	1,883	1,850	2%
	Parking Citations	1,273	1,207	1,327	1,004	1,282	1,167	1,095	1,114	4,581	4,811	-5%
	Warnings	1,358	1,195	1,101	996	1,118	976	954	893	4,166	4,650	-10%
	Accidents / PDO's	88	72	93	87	69	63	89	74	320	340	-6%
	Impounds	348	294	241	244	215	196	174	182	812	1,127	-28%
Contacts:	Field Interviews	514	422	316	229	245	230	267	260	965	1,481	-35%
	Citizen Contacts	987	1,173	971	872	1,047	875	1,176	1,215	4,115	4,003	3%
	Security Checks	1,918	1,872	1,501	1,729	1,669	1,690	1,430	1,391	6,209	7,020	-12%
Other:	Transports	347	337	355	355	342	346	337	354	1,367	1,394	-2%
	Community Project Time/mins.	240	185	1,110	310	165	160	155	215	540	1,845	-71%
Regular Hours		13,705	13,531	13,903	14,035	13,862	13,935	14,963	15,033	57,623	55,174	4%
Overtime Hours		949	1,328	1,107	940	965	708	717	887	3,448	4,324	-20%
Non Directed Time**		41.9%	33.7%	31.4%	31.0%	30.3%	33.3%	33.9%	32.4%	33.8%	34.5%	-2%

Domestic Violence Statistics

Penal Code Section 13700(a) defines “Abuse”, with respect to Domestic Violence, as “Intentionally or recklessly causing or attempting to cause bodily injury, or placing another person in reasonable apprehension of imminent serious bodily injury to himself or herself, or another.”

Penal Code Section 13700(b) defines “Domestic Violence” as “Abuse committed against an adult or fully emancipated minor who is a spouse, former spouse, cohabitant, former cohabitant, or person with whom the suspect has had a child or is having or has had a dating or engagement relationship. For purposes of this subdivision, “cohabitant means two unrelated adult persons living together or a substantial period of time, resulting in some permanency of relationship. Factors that may determine whether persons are cohabiting include, but are not limited to, (1) sexual relations between the parties while sharing the same living quarters, (2) sharing of income or expenses, (3) joint use or ownership of property, (4) whether the parties hold themselves out as husband and wife, (5) the continuity of the relationship, and (6) the length of the relationship.”

Mo./Yr.	YTD	Guns	Knives	Other	Hands	No Weapon	Total
01-07	26	0	0	2	22	2	26
02-07	59	1	1	1	27	3	33
03-07	94	1	1	1	29	3	35
04-07	129	0	0	2	31	2	35
05-07	165	0	1	3	28	4	36
06-07	193	1	0	2	24	1	28
07-07	230	0	0	5	29	3	37
08-07	254	0	0	2	19	3	24
09-07	270	0	0	1	14	1	16
10-07	295	0	0	0	22	3	25
11-07	322	0	1	4	19	3	27
12-07	347	0	0	1	24	0	25
01-08	32	0	1	9	21	1	32
02-08	60	1	0	1	25	1	28
03-08	84	0	1	2	15	6	24
04-08	115	0	3	1	21	6	31
05-08	138	0	0	3	17	3	23
06-08	174	0	0	2	30	4	36
07-08	212	0	1	1	30	6	38
08-08	247	0	1	3	25	6	35
09-08	286	0	0	4	29	6	39
10-08	309	0	0	3	18	2	23
11-08	353	1	1	6	35	1	44
12-08	394	0	0	5	32	4	41
01-09	26	0	0	2	23	1	26
02-09	53	0	0	1	24	2	27
03-09	89	0	1	0	33	2	36
04-09	125	0	0	3	26	7	36
05-09	170	0	0	5	35	5	45
06-09	199	1	0	2	20	6	29
07-09	234	0	0	5	32	7	44
08-09	284	0	0	1	33	7	41
09-09	321	0	1	1	34	1	37
10-09	364	0	1	5	37	0	43
11-09	395	1	1	6	22	1	31
12-09	419	0	1	5	17	1	24

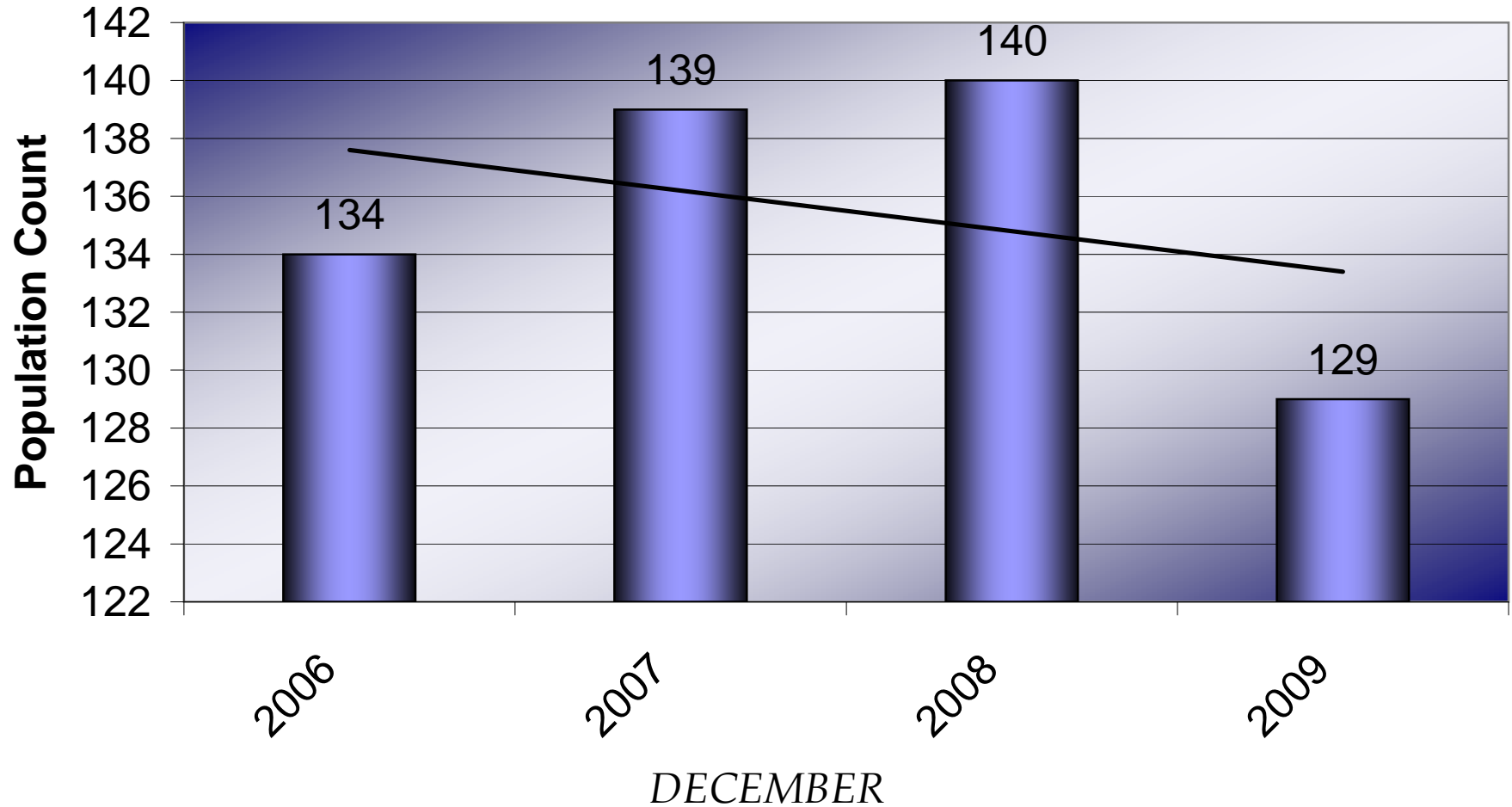
2009 Fourth Quarter Offender Data

Section One.....Parolee Populations in La Mesa (3 pages)

Section Two.....San Diego County Adult Probationers
Living in La Mesa (2 Pages)

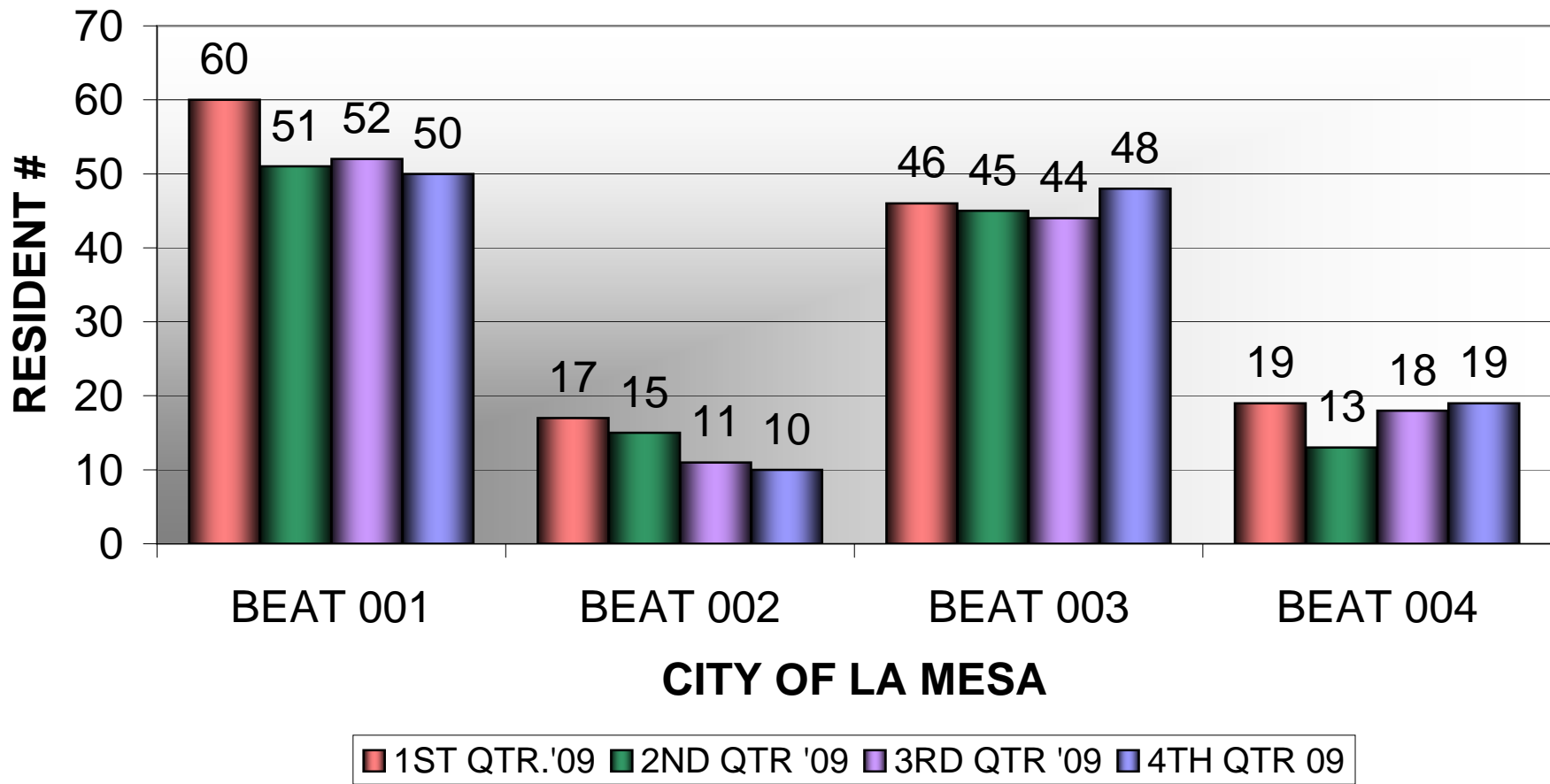
Offender Populations Fluctuations

4th QTR. Parole Population Residing in La Mesa

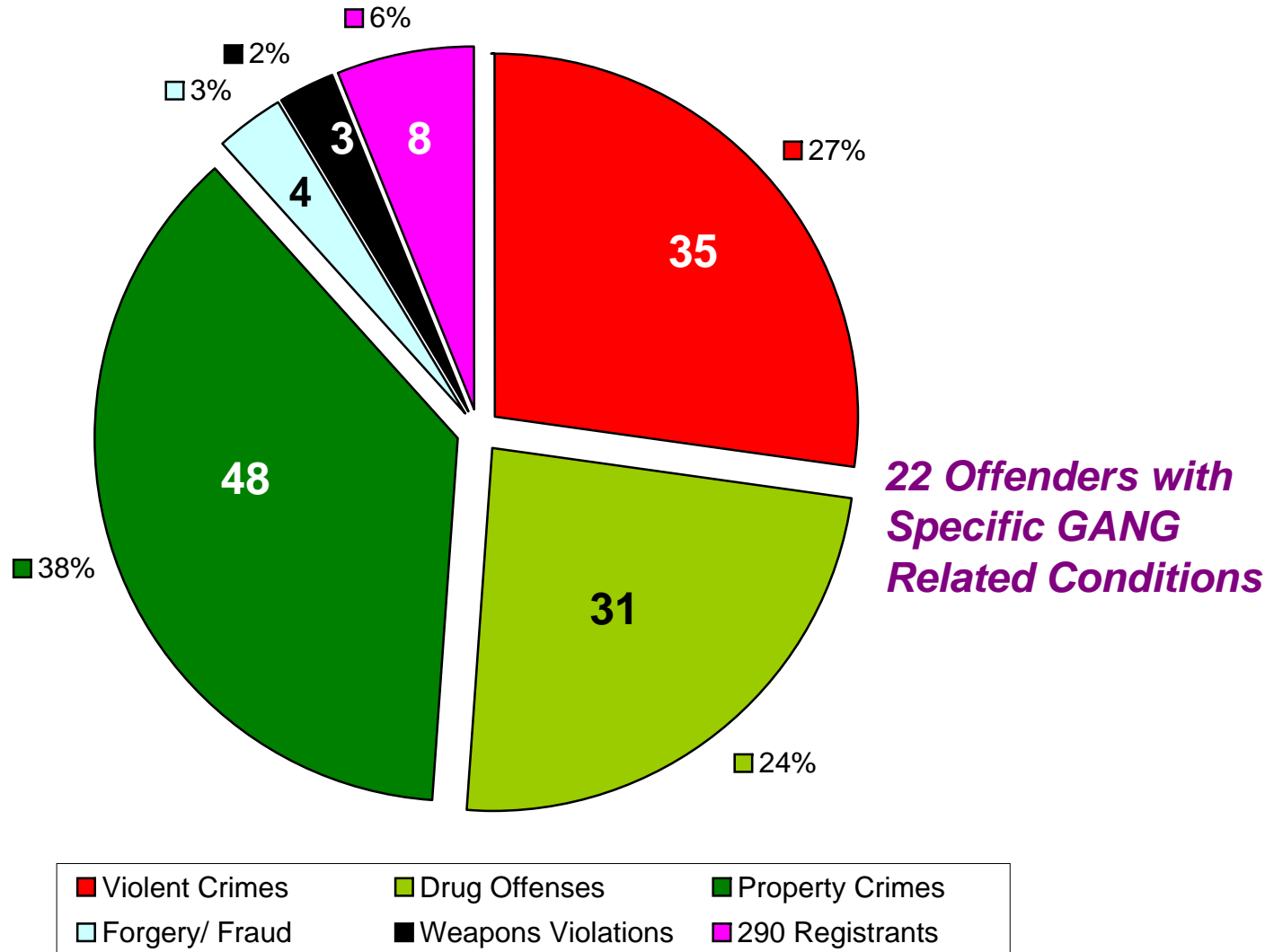


Resident Parolee Quarterly Report
4th Qtr. 2009

PAROLEE POPULATION CHANGES By Beat



Parolees by Offense Type
 Primary Conviction Offenses for 129 Paroled
 Offenders Living in La Mesa



*Fourth Qtr. 2009 Adult Probationers
Living in the City of La Mesa*

Actual Charge / Aggregated Charge Types

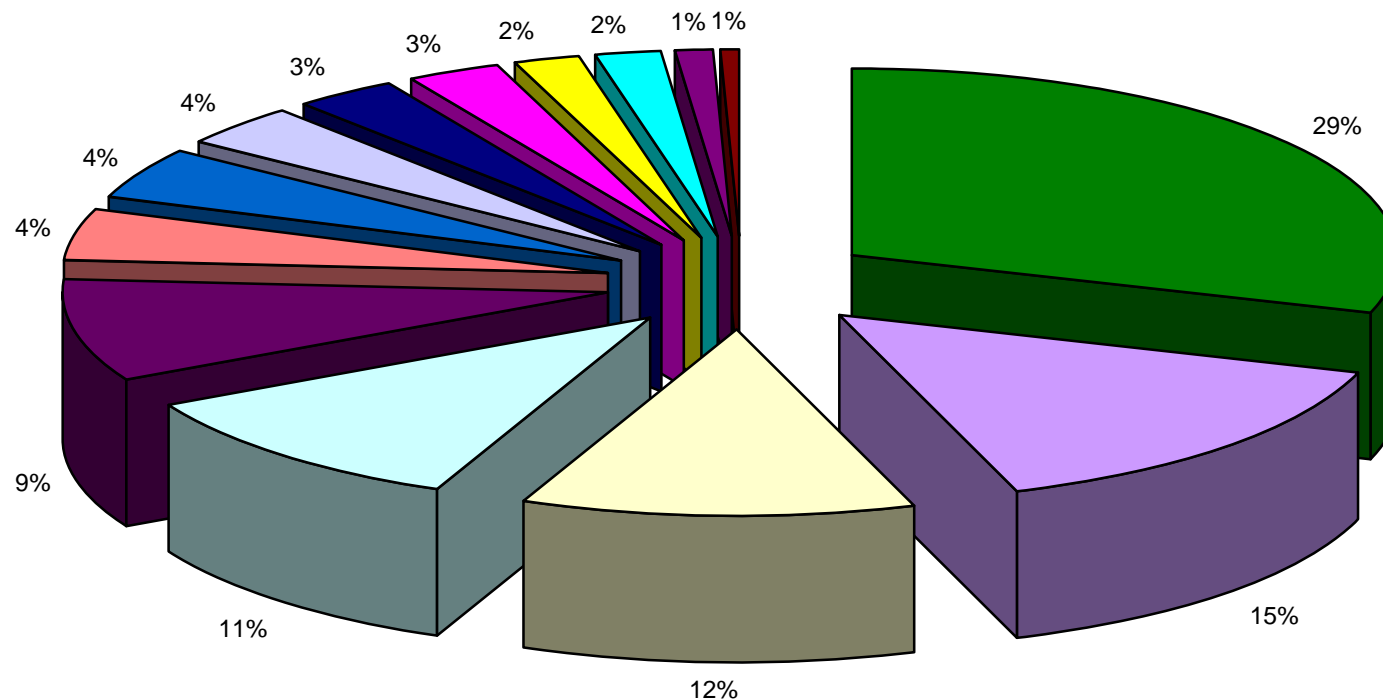
RANK	TOP TEN PROBATION CHARGES	COUNT
1	BURGLARY/UNSPECIFIED	42
2	POSSESS CONTROLLED SUBSTANCE	40
3	ASSAULT W/DEADLY WEAPON OTHER THAN FIREARM OR GBI FORCE	21
3	POSSESS NARCOTIC CONTROLLED SUBSTANCE	21
4	POSS CONTROLLED SUBSTANCE FOR SALE	15
5	DUI ALCOHOL AND/OR DRUGS	13
6	THEFT	12
7	EVADE PEACE OFFICER WITH WANTON DISREGARD FOR SAFETY	9
7	POSSESS MARIJUANA/HASHISH FOR SALE	9
8	GRAND THEFT BY EMPLOYEE/SERVANT/ETC (\$400 OR MORE)	8
8	INFLECT CORPORAL INJURY ON SPOUSE/COHABITANT	8
8	RECEIVE/ETC KNOWN STOLEN PROPERTY	8
9	POSSESS CONCENTRATED CANNABIS	7
10	GRAND THEFT FROM PERSON	6
10	TRANSPORT/SELL CONTROLLED SUBSTANCE	6
10	TRANSPORT/SELL NARCOTIC/CONTROLLED SUBSTANCE	6

COUNT	PERCENT	CHARGE TYPE
107	29%	Drug Related
53	15%	Theft Related
42	12%	Burglary
39	11%	Assaultive Behavior
31	9%	Forgery/Fraud
16	4%	DUI
16	4%	Weapons Charge
13	4%	Serious Traffic
11	3%	Child/Elder Abuse
10	3%	Sex Crimes
7	2%	Other Misc. Charge
7	2%	Robbery
4	1%	Malicious Mischief
2	1%	Auto Theft
358	100%	Grand Total

285 La Mesa Adults on
County Probation for
358 Charges

60 with Multiple Grants of Probation

SD County Adult Probation Conviction Offenses by Type



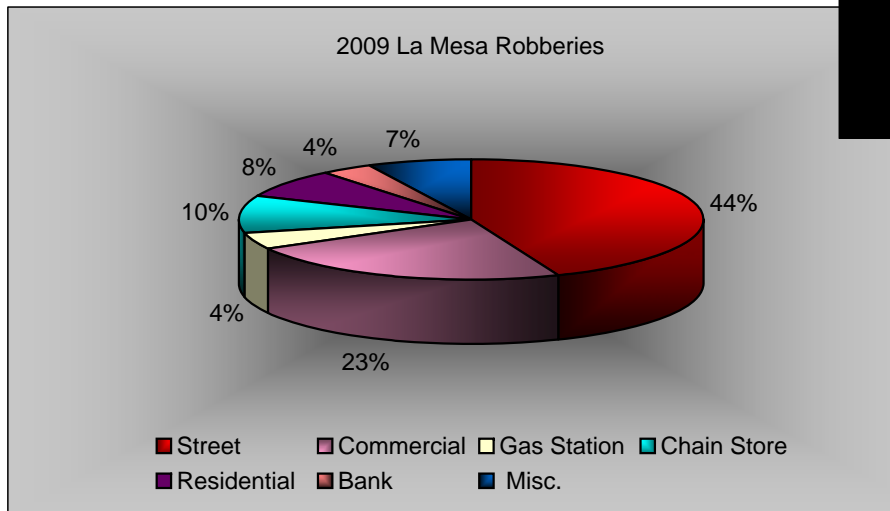
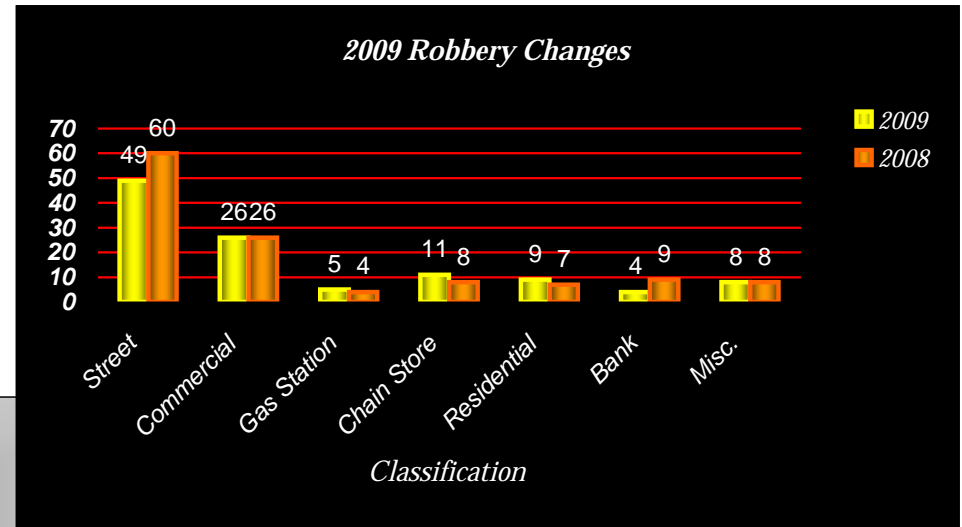
■ Drug Related	■ Theft Related	■ Burglary	■ Assaultive Behavior	■ Forgery/Fraud	■ DUI	■ Weapons Charge
■ Serious Traffic	■ Child/Elder Abuse	■ Sex Crimes	■ Other Misc. Charge	■ Robbery	■ Malicious Mischief	■ Auto Theft

2009 Fourth Quarter Crime Focus Areas and Events

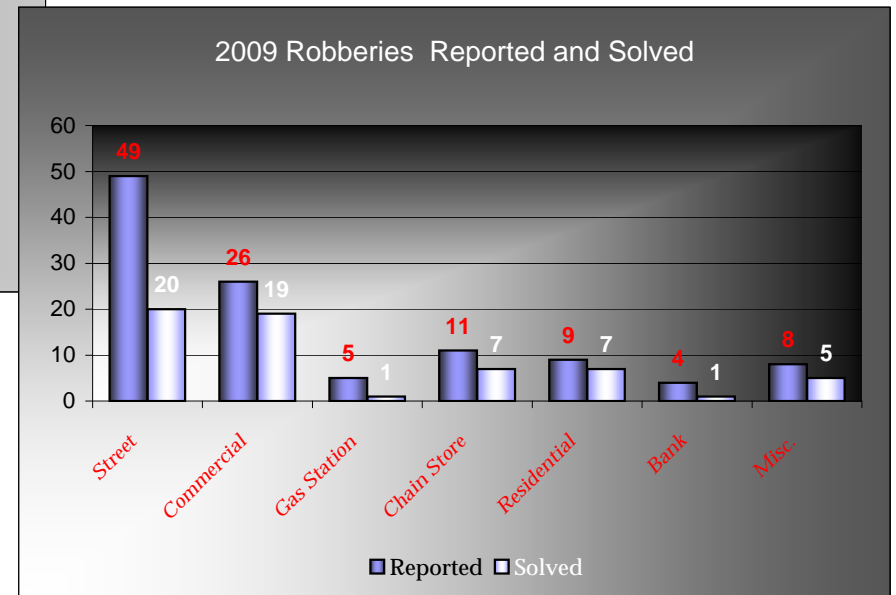
Section One.....Robbery, UCR Part I Sub Categories (Page 1)
Analysis by Pattern and Series (Page 2)

Section Two..... MTS Trolley Crime Report (Part I Crimes)
Trolley Station Location Detail
La Mesa Village Report (Part I Crimes)
Grossmont Center Crime Report (Part I Crimes)
Grossmont Hospital crime Report (Part I Crimes)

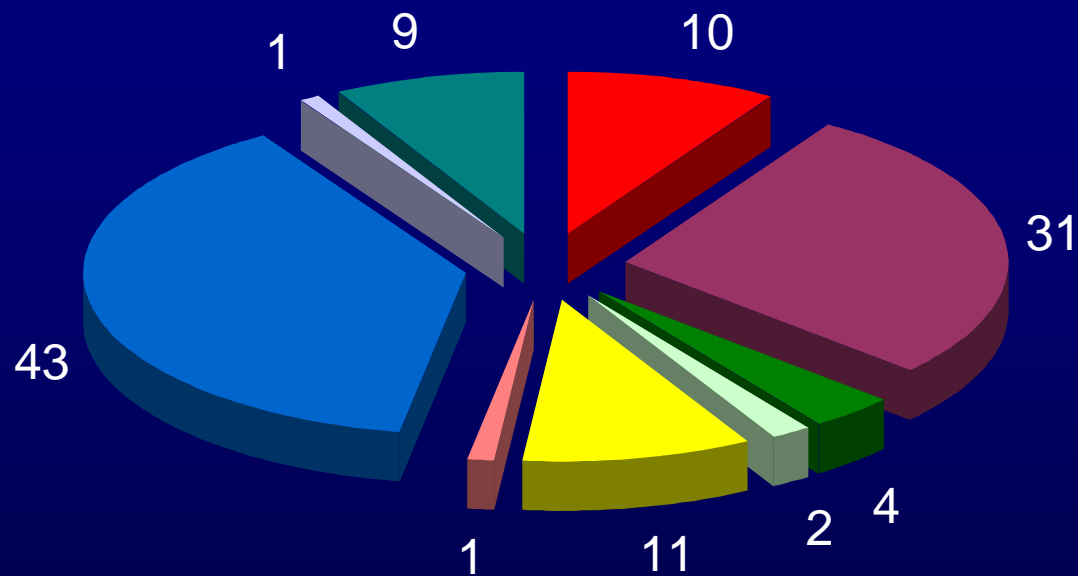
Reported Robberies	Annual Totals		Change
	2009	2008	
Street	49	60	-18%
Commercial	26	26	0%
Gas Station	5	4	25%
Chain Store	11	8	38%
Residential	9	7	29%
Bank	4	9	-56%
Misc.	8	8	0%
TOTAL	112	122	-8%



Robbery Solved	2009		
	Reported	Solved	Percentage
Street	49	20	41%
Commercial	26	19	73%
Gas Station	5	1	20%
Chain Store	11	7	64%
Residential	9	7	78%
Bank	4	1	25%
Misc.	8	5	63%
TOTAL	112	60	54%



Characteristics, Types, and Relationships of Robberies



- 10 Trolley Related (6 Occurred at Station/Street, 4 occurred on-board)
- 31 Commercial / Chain Store / Gas Station
- 4 Bank
- 2 Street Purse Snatch (both Series Related cases)
- 11 Shoplifts with Resistance
- 1 Carjacking
- 43 Street Thugs
- 1 Street Drug Rip-off
- 9 Residential (includes 3 Motel Guest, 1 Drug Rip-Off)

La Mesa Village Crime Report

YTD December 2009

Part I Crimes		YTD Dec 2009	YTD Dec 2008	% Change
VIOLENT	Homicide	0	0	N/C
	Rape	1	0	N/C
	Robbery	10	2	400%
	Aggravated Assault by Vic. Cnt	3	2	50%
PROPERTY	Res. Burglary	1	2	-50%
	Comm. Burglary	11	5	120%
	Burglary Total:	12	7	71%
	Theft	24	32	-25%
	Car Prowls (included in Thefts)	6	7	-14%
	Theft Total:	30	39	-23%
	Auto Theft	1	1	0%
TOTAL VIOLENT:		14	4	250%
TOTAL PROPERTY:		43	47	-9%
FBI INDEX:		57	51	12%

Address Ranges

8000-8499 La Mesa Bl
 4600-4699 Acacia
 4675-4701 Date
 4674-4695 Nebo
 4661-4711 Spring
 4600-4799 Palm
 4700-4799 3rd
 4700-4799 4th




MTS Trolley Crime Report

YTD December 2008/2009

Part I Crimes		YTD Dec 2009	YTD Dec 2008	% Change
VIOLENT	Homicide	0	0	N/C
	Rape	0	0	N/C
	Robbery	10	10	0%
	Aggravated Assault by Vic. Cnt	6	3	100%
PROPERTY	Res. Burglary	N/A	N/A	N/A
	Comm. Burglary	0	0	N/C
	Burglary Total:	0	0	N/C
	Theft	9	9	0%
	Car Prowls (included in Theft Totals)	7	6	17%
	Theft Total:	16	15	7%
	Auto Theft	5	2	150%
TOTAL VIOLENT:		16	13	23%
TOTAL PROPERTY:		21	17	24%
FBI INDEX:		37	30	23%

Location Addresses

7255 Alvarado Road
 9100 Amaya Ct
 8601 Fletcher Py
 8248 La Mesa Bl
 4250 Spring St.



N/C = Not Calculable

La Mesa Trolley Locations

Part I Crimes Reported to La Mesa Police

YTD December, 2008 and 2009

2008

Station Name	Homicide	Rape	Robbery	Aggravated Assault	Burglary	Larceny/ Theft	Vehicle Theft	Arson	Total	Location Address	Larceny / Car Prowl
Alvarado Road	0	0	0	1	0	2	0	0	3	7255 Alvarado Road	2
Amaya Ct.	0	0	5	0	0	5	0	0	10	9100 Amaya Ct	2
Grossmont Center	0	0	2	1	0	1	0	0	4	8601 Fletcher Py	0
La Mesa Blvd	0	0	2	0	0	1	0	0	3	8248 La Mesa Bl	0
Spring St	0	0	1	1	0	6	2	0	10	4250 Spring St.	2
TOTAL	0	0	10	3	0	15	2	0	30		6

2009

Station Name	Homicide	Rape	Robbery	Aggravated Assault	Burglary	Larceny/ Theft	Vehicle Theft	Arson	Total	Location Address	Larceny / Car Prowl
Alvarado Road	0	0	0	0	0	3	2	0	5	7255 Alvarado Road	2
Amaya Ct.	0	0	0	3	0	2	0	0	5	9100 Amaya Ct	0
Grossmont Center	0	0	3	1	0	3	1	0	8	8601 Fletcher Py	2
La Mesa Blvd	0	0	4	2	0	1	0	0	7	8248 La Mesa Bl	0
Spring St	0	0	3	0	0	7	2	0	12	4250 Spring St.	3
TOTAL	0	0	10	6	0	16	5	0	37		7

Grossmont Center Crime Report

YTD December 2008/2009

Part I Crimes		YTD Dec 2009	YTD Dec 2008	% Change
VIOLENT	Homicide	0	0	N/C
	Rape	0	0	N/C
	Robbery	10	17	-41%
	Aggravated Assault by Vic. Cnt	3	1	200%
PROPERTY	Res. Burglary (Not Applicable)	0	0	N/A
	Comm. Burglary	3	3	0%
	Burglary Total:	3	3	0%
	Theft	182	159	14%
	Car Prowls (included in Theft Totals)	29	50	-42%
	Theft Total:	211	209	1%
	Auto Theft	14	37	-62%
TOTAL VIOLENT:		13	18	-28%
TOTAL PROPERTY:		228	249	-8%
FBI INDEX:		241	267	-10%

Address

5500 Grossmont Center Dr.

N/C = Not Calculable

N/A = Not Applicable



Grossmont Hospital Crime Report

YTD December, 2008/2009

Part I Crimes		YTD Dec. 2009	YTD Dec. 2008	% Change
VIOLENT	Homicide	0	0	N/C
	Rape	0	0	N/C
	Robbery **	2	0	N/C
	Aggravated Assault by Vic. Cnt	0	0	N/C
PROPERTY	Res. Burglary (Not Applicable)	0	0	N/A
	Comm. Burglary	1	0	N/C
	Burglary Total:	1	0	N/C
	Theft	13	8	63%
	Car Prowls (included in Theft Totals)	11	30	-63%
	Theft Total:	24	38	-37%
	Auto Theft	2	11	-82%
TOTAL VIOLENT:		2	0	N/C
TOTAL PROPERTY:		27	49	-45%
FBI INDEX:		29	49	-41%

Address

5555 Grossmont Center Dr.



N/C = Not Calculable

**1st of 2 Robberies involved a Hospital employee
accosted for her purse at
8700 Center Drive